


# cmcenvelope

Transpromotional and Hybrid Mail opportunities can be leveraged to convert envelopes into cost-effective, personalized marketing tools that increase response rates.

cmcenvelope can be processed with the highest flexibility depending on the printing process and customer requirements.

1. Offset printed envelope with windows - The look and feel of traditional mail
2. Offset printed with Ink-jet addressing - Closed faced addressing
3. Self-mailer with selective inserts - Reduce material costs
4. In-line color digital printed envelopes with preprinted documents - Personalized envelope with more than just an address
5. Digitally pre-printed documents and envelopes with automatic synchronization (auto-sync) - The ultimate in document and envelope personalization.



**Full colour ink-jet printer**  
In-line digital print module for full color graphics and personalization of the envelope to increase marketing and communication opportunities. Service bureaus can print individual company logos allowing multiple print jobs to be combined, to reduce job changeovers and also to save on postage.

Since printing is done directly on the web under precise control and tension, superb quality is assured, matching that from a digital press.

The solution for a "white paper" approach to Hybrid Mail production.

## PC ADD CONTROLLER

PC ADD is CMC developed Line Controller available in all main international languages for:

- |   |   |   |   |
|---|---|---|---|
| <b>Document handling</b><br>- Barcode readers (matching, tracking, sequence control, no read, lot control)<br>- Addressing<br>- Sorting<br>- Read & Print | <b>Data Integrity</b><br>- Reports<br>- Logs<br>- Database update | <b>Management of File-based production</b><br>- Selectivity<br>- Zip-Code breaks<br>- Printing and despatch labels for the carrier<br>- Mixed/small bundle management | <b>Management of CMC line devices</b><br>- Feeders (Selectivity, No stop system, Flip-Flop system, Live back up, etc)<br>- Stackers/Traying, Systems<br>- Rejects,<br>- Printers (up to 8 printheads simultaneously, R&P) |
|---|---|---|---|

## PC REGIA SYSTEM

- PC REGIA is CMC-developed remote supervision controller for multiple CMC lines capable of managing, splitting, merging multiple complex jobs across several PC ADD controllers.
- Duplicates checking between lines
  - Up to 10 CMC inserting lines
  - Monitoring lines in real time
  - Up to 10 different jobs at the same time
  - Job assignment and management (i.e. duplicates checking and reprinting)
  - Data and Mail stream Integrity
  - Web-based global statistics

## CMC JWR TECHNICAL SPECIFICATION

Minimum Format	80x100 mm
Maximum Format	250x330 mm
Maximum Mailpiece Thickness	20 mm
Envelope paper GSM	70 to 250 GSM
Maximum mechanical speed	CMC JWR 20K: 20.000 envelopes/hr CMC JWR 30K: 30.000 envelopes/hr



C.M.C. s.r.l.  
Via C.Marx 13/c  
06012 Città di Castello,  
Perugia - Italy

Tel. +39 075 8518006  
Fax +39 075 8511084  
cmcmachinery.com  
info@cmcmachinery.com

# CMC JWR

Enveloping from web





# CMC JWR

The Hybrid Mail Solution

Today CMC JWR represents CMC's tradition in high speed mailing by increasing mailroom efficiency, adding personalization and increasing production. The ability to make the envelope in-line to the insertion process is the next generation of mail finishing. Envelopes are wrapped around contents from a web that is glue sealed and separated into individual mailpieces with a unique high speed rotary cutter system.

The CMC JWR continues its evolution by integrating the latest developments in digital color printing to add one-to-one messaging, addresses and postal indicia and create a truly unique system allowing mailers to leverage transpromotional capabilities and convert envelopes into cost-effective, personalized marketing tools that increase response rates.

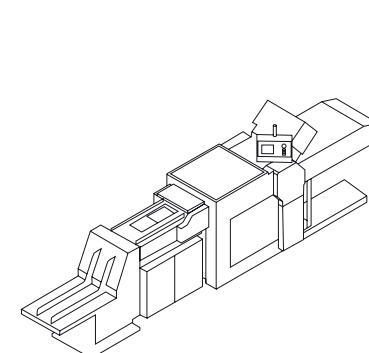
Single platform allows for multiple formats and mixed mail runs to be processed increasing your return on investment, optimizing postal discounts avoiding the need to stock envelopes.

**Available in two versions depending on requirements:**

**JWR 20K** - 20,000 envelopes per hour  
**JWR 30K** - 30,000 envelopes per hour

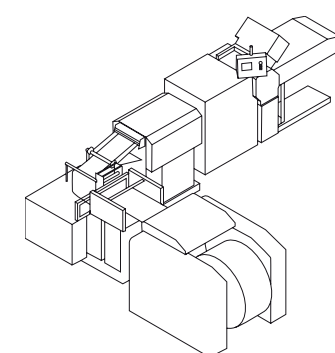
## Input Channels

CMC Input Channels provide document processing from either cut sheet or continuous form input for high volume applications. Options exist to handle almost any application from low to high page counts, folding, stitching, 1-up to 3-up continuous forms, range of substrates. All are constructed to match the same 24/7 operation, high reliability, high efficiency and low maintenance of the base system to which they are connected.



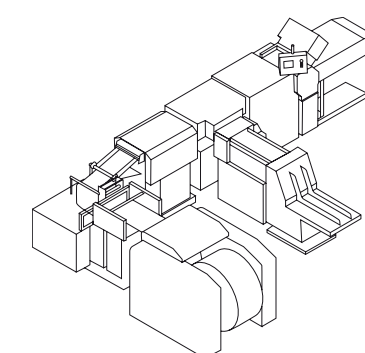
### 1F Speed Channel

Input Channel to process cut sheets: 50.000 documents/hour.



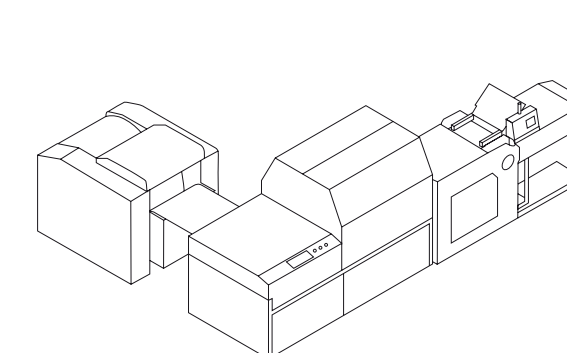
### Cutting Channel

Input channel from 2UP continuous forms: up to 72.000 documents/hour.



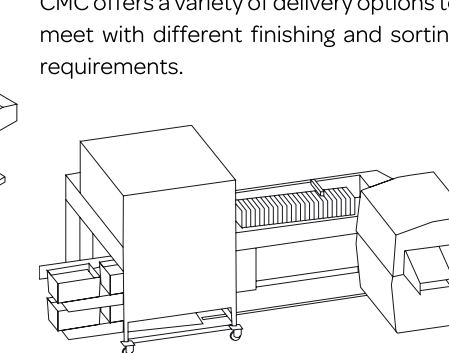
### Combined Channel

Input Channel combining both cut sheets and 1UP or 2UP continuous forms, or 2 continuous forms. Each input can be run independently or at the same time synchronised. Possibility to work same paper or different substrates.



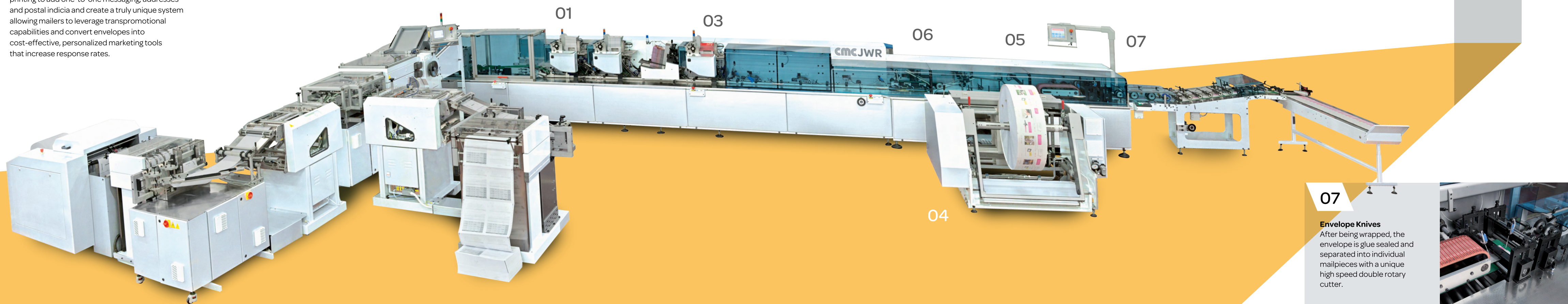
### Cutting 3UP Channel

Input channel to assemble sets from 30" continuous forms: up to 90.000 documents/hour.



### Automatic Traying System

Traying System to put mailpieces vertically into postal trays or boxes. It automates the labor intensive process of traying mail according to postal regulations and discounts



01

### Insert Feeder


Industry proven Insert feeders featuring suction cups, single gripper and rotary drum. Hopper height allows easy loading with high insert stack. Minimum thickness: sheet 70gr/sqm; Maximum thickness: 8 mm.



02

### Insert Bulk Loader


Roll-up unit can be moved to different feeders to greatly increase the productivity of the JWR by automatically loading the hopper for continued feed.



03

### Disk Attachment

Rotary Feeder with Disk attachment. Used for bound or folded piece where the orientation requires feeding from the open edge adjacent to the folded/bound edge



04

### Envelope Reel Unwinder


High capacity envelope unwinder for pre-printed or "white paper" digitally printed in-line.



05

### Wrapping Around


Envelope is formed by creating folds and wrapping paper around contents.



06

### Perforator

Longitudinal perforator to add a perf line for easy envelope opening



07

### Envelope Knives

After being wrapped, the envelope is glue sealed and separated into individual mailpieces with a unique high speed double rotary cutter.