


System components


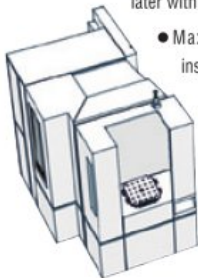
The LPP system consists of extremely reliable equipment.

Each structure of the LPP consists of high-quality, durable components.
When building your system, we will customize it by combining these components.



1 Machine

- Uses horizontal machining centers such as the NH Series and the MH Series.
- Uses standard machines + standard APC.
- Allows a pallet loader and stockers to be added later with only a little extra work.
- Max. 8 machines can be installed in 1 pallet loader cell.



2 Transfer AGV (Automatic Guided Vehicle)

- Thanks to its simple and compact design, it can be set up anywhere.
- The pallet direct calling function calls pallets quickly.
- The NC control achieves highly accurate positioning, high reliability and easy maintenance by ensuring smooth axis travel and transfer.
- High-speed travel is possible by using a rack & pinion and a guide rail.
- The strong column structure offers smooth, quick movement using linear ball guides and ball screws.



3 Workpiece setup station (WSS)

- Up to 5 stations can be installed.
- Manual pallet indexing is possible in 45° increments up to 360°, offering easier setup.
- A coolant gun can be added. (option)

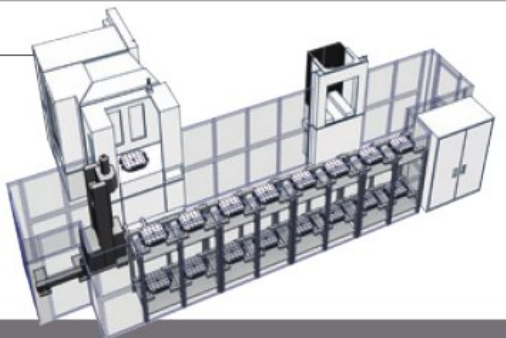


>> Examples of additions

The system can be expanded after the LPP system is installed.

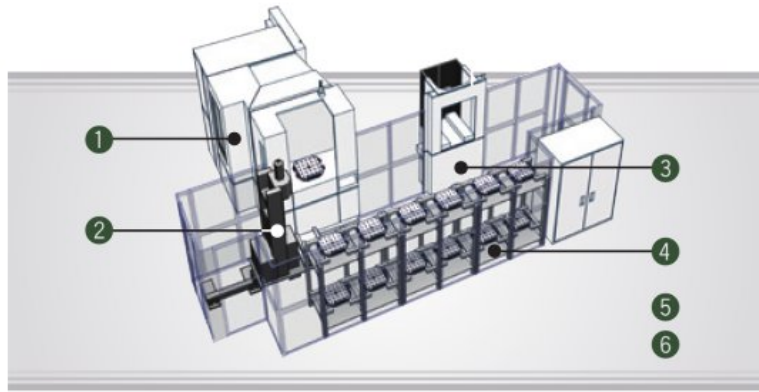
Before additions

Machine	1 unit
Workpiece setup station	1 set
Number of pallet stations	16 racks



Expansion

Machine	1 unit
Workpiece setup station	1 set
Number of pallet stations	8 racks




4 Pallet racks

- Expansion is possible by adding a set of 4 pallets (2 levels, 2 rows).
- Pallets are moved using the fixed address method. (random access method is also possible)
- The 2-level pallet stockers (upper and lower) with open frames offer excellent visibility.
- The random access method lets you handle more pallets than there are stations.



5 Cell controller

- DMG MORI's original cell controller, MCC-LPS III, is used.
- Machining programs can be managed and automatically downloaded.
- Even when urgent jobs come in, the order of priority can be changed easily and flexibly.
- Linked to the MCC-TMS tool management application system.

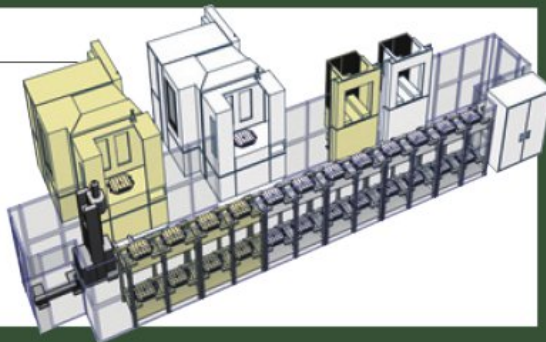


6 Washing station

- Washes pallets with coolant and air.
- Two types are available: a type which washes pallets by turning them 90° horizontally, and a type which tilts them to 90°.

After additions

- Machine **2 units**
- Workpiece setup station **2 sets**
- Number of pallet stations **24 racks**



Max. system size

- Machine **8 units**
- Workpiece setup station **5 sets**
- Number of pallet stations **99 racks**