EVROPROM — 200+ new and used chillers in stock in Europe
www.evroprom.com | evroprom.sales@evroprom.com

YLRA
Air cooled heat pump scroll compressor

Cooling capacities from 181 kW to 307 kW
Heating capacities from 200 kW to 327 kW

At Eurovent Standard Conditions all models meet A Class energy efficiency levels for heating mode.



Features

YLRA are available in 6 models, from 200 to 330, with a nominal capacity range from 181 to 307 kW in cooling mode and from 200 to 327 kW in heating mode. Up to 3.99 ESEER with EC fans.

Except for the fans all the units have the same configuration of base units (structure, electrical board, compressors and coils).

Each model is available in the following acoustic versions:

- Basic Low Noise version (BLN): These models are equipped with delta connected fans running at a fixed rpm and are fitted with compressor boxes to reduce noise emissions.
- Super Low Noise version (SLN): Those models are equipped with special inverter fans driven by EC (electronic brushless type), fitted with a variable speed controller which allows the fans to operate at a very low rpm. The chillers are supplied with compressor boxes and soundproof jackets on compressors reducing significantly the noise emissions.

The BLN model is also available in an EC version (developed for high seasonal efficiency) which has the same equipment as that of the standard BLN model, except that the units are equipped with special inverter fans driven by EC (electronic brushless type) motors with integrated electronic inverter, to ensure low energy consumption.

Options / Accessories

- ModBus protocol kit for BMS (standard)
- Lonwork protocol kit for BMS
- Bacnet protocol kit for BMS
- Soft start
- Power factor correction capacitors
- Compressors overload protection
- Condensing control kit (down to -14°C ambient temperature in cooling mode)
- Polar version (down to -18°C ambient temperature in heating mode)
- Double set point
- HP & LP manometers
- E-coating Al/Cu condenser coils
- Chiller grilles
- Desuperheater
- Optional hydro kits
- Remote ON/OFF control
- Remote keyboard panel
- Sequencer unit
- Spring isolators
- Flow switch
- Water filter

EVROPROM — 200+ new and used chillers in stock in Europe
www.evroprom.com | evroprom.sales@evroprom.com

Heat pump scroll compressor

YLRA 0200 to 0330



Nominal capacity

YLRA BLN versions	0200	0230	0260	0280	0300	0330
Cooling capacity (kW)	181.3	213.6	243.7	261.1	287.7	307.4
EER	2.93	2.92	2.91	2.88	2.92	2.97
SEER	4.35	4.25	4.225	4.225	3.95	3.925
ηc, h	171	167	166	166	155	154
Heating capacity (kW)	200.1	229	262.3	279.6	305.6	327.2
COP	3.22	3.23	3.21	3.2	3.22	3.21
SCOP	3.25	3.43	3.43	3.43	3.33	3.43
ηs, h	127	134	134	134	130	134
Sound power level (dBA)	92	92	93	93	94	95

Net values at Eurovent nominal conditions:
Cooling capacities in kW given for 7°C water leaving temperature Δt 5°C and 35°C ambient temperature
Heating capacities in kW given for 45°C water leaving temperature and 7°C ambient temperature
Ecodesign figures are calculated following variable outlet approach.
SCOP calculated according to EN14825. ηs calculated according to Ecodesign regulation for heating (2016/2281)
Sound levels are at fully loaded conditions. Sound power level values refer to ISO standard 3744 and Eurovent 8/1
The above data is based on Johnson Control's selection software YORKworks 18.06. Please refer to the latest version of the software for specific projects

Technical data

YLRA BLN versions			0200	0230	0260	0280	0300	0330
Dimensions	Length	mm	3 500				4 550	
	Width	mm	2 150					
	Height	mm	2 600					
Operating weight (kg)			1858	1993	2216	2226	2806	2899

Operating limits

Thanks to the different versions available, the **YLRA** is working in a wide operating envelope in cooling mode. Special attention to the **Polar Version** optional, which is extending the heating envelope of the units to allow operation at ambient temperatures as low as **-18°C.**

Operating limits in cooling mode

YLRA BLN

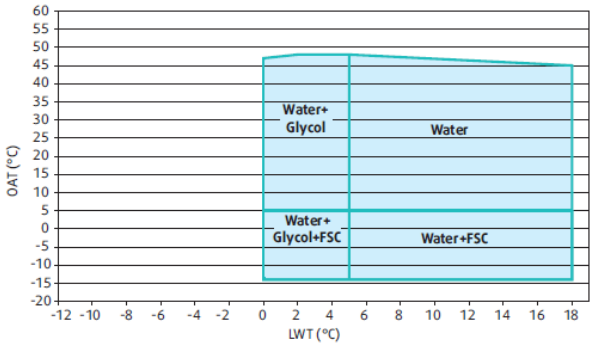

YLRA SLN

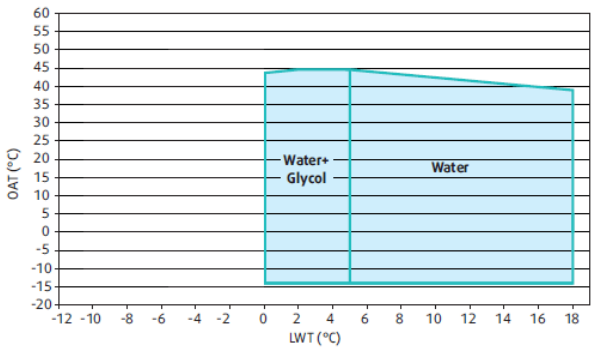

YLRA BLN with EC fans

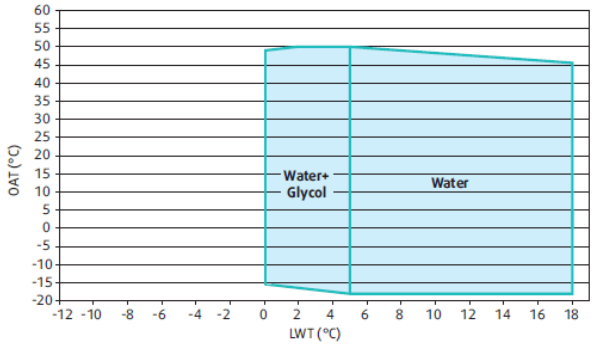

Operating limits in heating mode

Polar Version

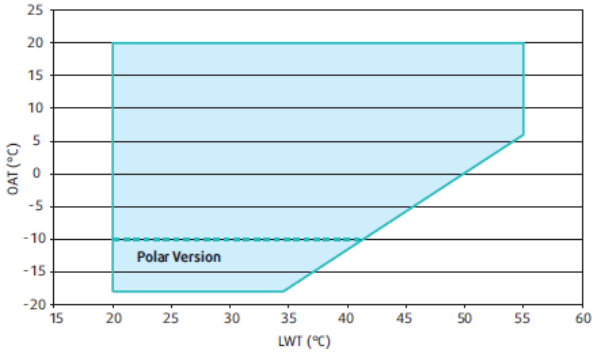

Manufacturer reserves the rights to change specifications without prior notice.

Dimensions and hydraulic connections

YLRA 0200 to 0280

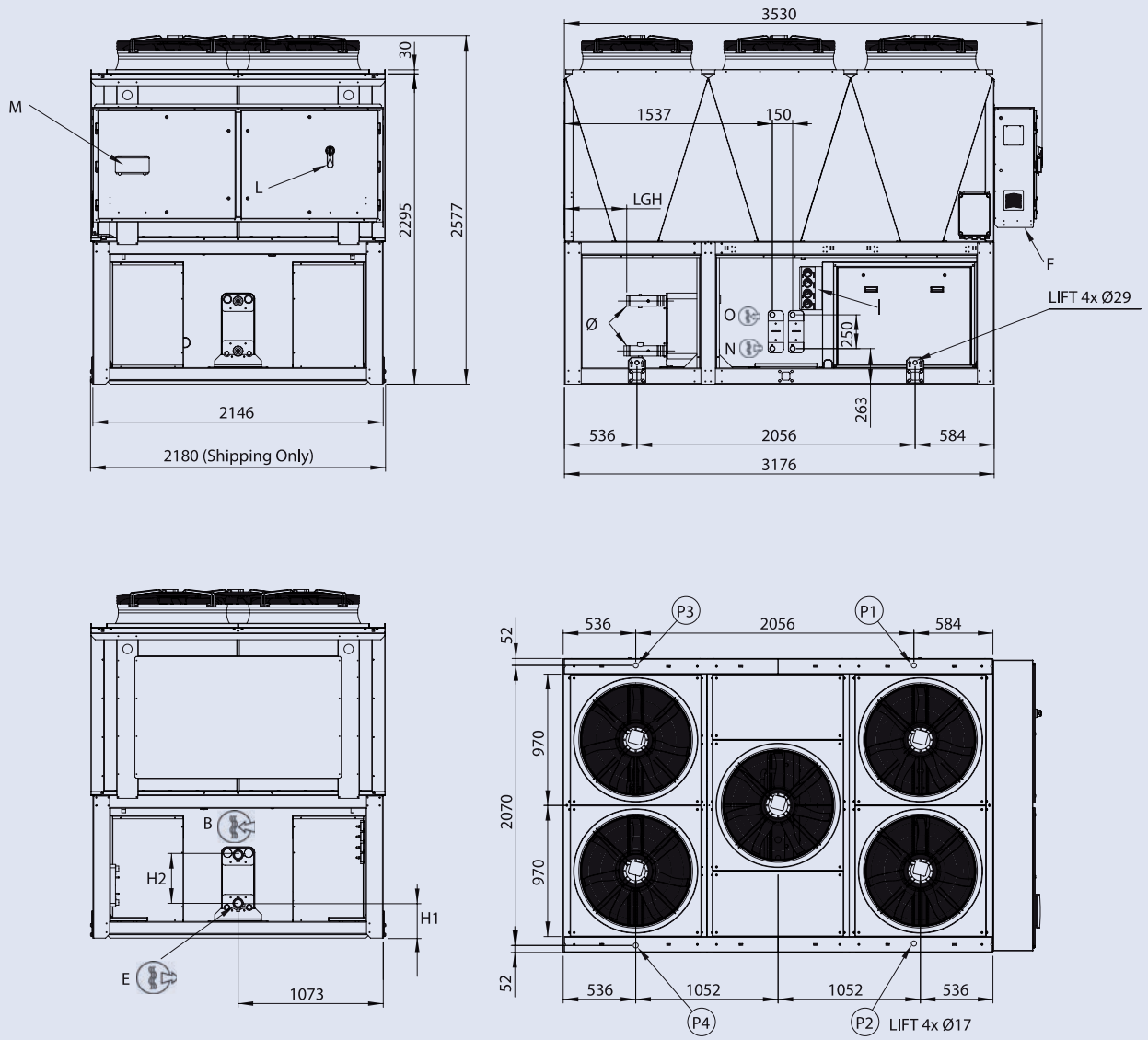

All dimensions in mm. Drawings not a scale.

NOTES:
***B, E** - WATER CONNECTION GAS M*
***F** - ELECTRICAL POWER SUPPLY*
***I** - GAUGE KIT (ACCESSORY)*
***L** - MAIN SWITCH*
***M** - CONTROL KEYPAD / DISPLAY*

OPTIONAL DESUPERHEATER
***N** - WATER INLET Ø1" GAS M*
***O** - WATER OUTLET Ø1" GAS M*

***P1, P2, P3, P4** AVM POSITION*

Size	LGH	Ø
YLRA 0200	440	2" 1/2 Victaulic Ø 76.1 mm
YLRA 0230 to 0280	344	3" Victaulic Ø 88.9 mm

Size	H1	H2
YLRA 0200	246	370
YLRA 0230 to 0280	205	520

Dimensions and hydraulic connections

YLRA 0300 and 0330

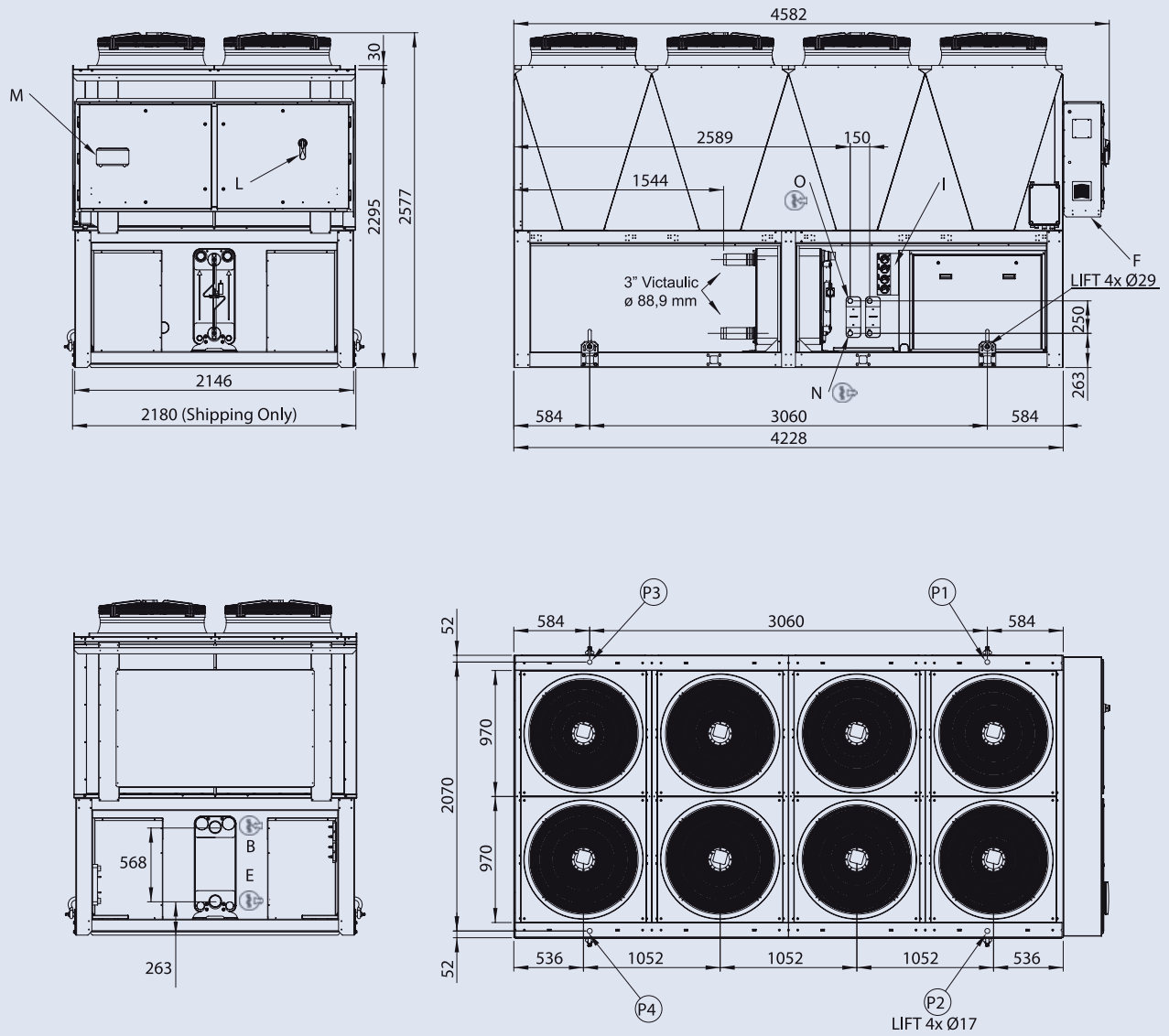

All dimensions in mm. Drawings not a scale.

NOTES:
***B, E** - WATER CONNECTION 3·GAS M Ø88.9 mm*
***F** - ELECTRICAL POWER SUPPLY*
***I** - GAUGE KIT (ACCESSORY)*
***L** - MAIN SWITCH*
***M** - CONTROL KEYPAD / DISPLAY*

OPTIONAL DESUPERHEATER
***N** - WATER INLET Ø1" GAS M*
***O** - WATER OUTLET Ø1" GAS M*

***P1, P2, P3, P4** AVM POSITION*