



Horizontal Straight Cutting Bandsaws **ABS 380 L**

SKU : 152761

The models of the ABS-L series are fully automatic horizontal band saws for precisely straight sawing of large and heavy workpieces. A rigid dual column frame forms the heart of the extremely stable construction. Using the central control panel, you can regulate the saw frame feed, steplessly adjust the saw blade speed and machine the workpiece hydraulically. The robust automatic material feed does not need any electronics or programming and still offers high repeat and dimensional accuracy.

- Dual column design for superior stability
- Material feed system with workpiece guide rollers
- Hydraulic workpiece clamping
- Optical detection of the workpiece height
- Feed roller table 1,2 m



TECHNICAL SPECS

CUTTING CAPACITIES


Cutting capacity 0° (flat) (length x width)	430 mm x 380 mm
Cutting capacity 0° (round)	380 mm
Cutting capacity 0° (square)	380 mm
Cutting speed infinitely variable	20 m/min - 100 m/min
Stop length	500 mm
Accuracy of the feeding	0.5 mm

DRIVE CAPACITY


Motor rating main drive	3 kW
Motor rating hydraulic pump	0.55 kW
Motor rating feed	0.25 kW

MEASURES AND WEIGHTS


Overall dimensions (length x width x height)	2.9 m x 0.95 m x 1.66 m
Weight	1250 kg
Blade dimensions	4800 mm x 34 mm x 1.1 mm



Driven feedrate rolls stop automatically when the material



Solid feed roller table and material guide for workpiece bundles



Powerful saw blade/feed motors and heavy-duty gears can handle demanding applications and high loads with quiet operation and minimal space requirement.

PRODUCT DETAILS

- Torsionally rigid machine frame made of a robust steel construction with high-quality linear guides
- Proven material feed system with hardened workpiece guide rollers and hydraulic workpiece clamping
- Shorter machining times are made possible by an advanced hydraulic saw frame feed design, including a new pressure control system to master any sawing tasks - infinitely variable setting of feed speed and cutting pressure
- All required settings are accessible and clearly labeled at the second control valve for easy adjustments
- Optical registration of the workpiece height allows empty runs in rapid feed mode for an optimum change-over to work feed and limiting of the vertical saw frame travel - everything is automated to reduce operator work load

STANDARD EQUIPMENT

Saw-band
 Workpiece counter
 Band break control
 Coolant system
 Hydraulic clamping
 Mechanical saw blade tensioning with hydraulic pressure gauge
 Feed roller table 1,2 m
 Linear stop
 Operator instructions

OPTIONAL EQUIPMENT

- 3 meter roller table, SKU : 251869
- chip conveyor, SKU : 251870
- hydraulic blade tentioning, SKU : 251871
- Micro spray cooling system, SKU : 253851
- Laser pointer, SKU : 253753
- Clamping force controlled at operator panel, SKU : 253899
- Micro mist cooler, SKU : 254014



KNUTH on YouTube Information to the point

On our YouTube channel you can find videos for nearly all machines from our program. We show the machines from current deliveries and you get an impression of the handling, the processing quality and the machining performance.

**Are you interested in a machine for which you cannot find a current video?
 Please feel free to contact us!**