



Case packers E 4004 and E 4012


Case packers E 4004 und E 4012

1. Benefits
2. Technical Data
3. Uhlmann Customer Services



Benefits

Make use of the benefits



- Latest machine technology
- Economical purchase price
- Optimum accessibility for servicing and cleaning, e.g. ergonomic loading of materials
- Feeding and grouping units in space-saving modular design
- High flexibility due to infinite format adjustment


Make us of the benefits



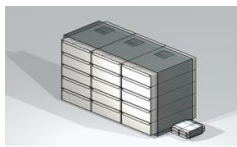
- Straightforward, fast format change
- Two output classes: up to max. 4 or max. 12 cases per minute
- Format ranges and output classes are adapted to Uhlmann cartoners
- Central, intuitive operating system

Technical Data

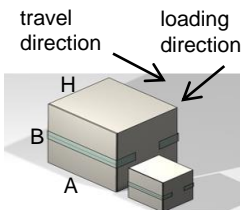
Technical Data – Case packer E 4004



Carton sizes [mm]	Max. 130 x 105 x 180 (250*) Min. 30 x 15 x 60
-------------------	--



Bundle sizes [mm]	Max. 300 x 250 x 180 (250*) Min. 50 x 36 x 60
-------------------	--




Infeed	300 cartons/min., 60 bundles/min.
--------	--------------------------------------

Case sizes [A x B x H in mm]	Max. 500 x 400 x 400 Min. 150 x 150 x 100
---------------------------------	--

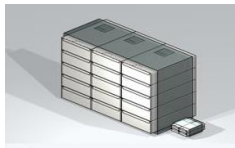
Output	4 cases/min.
--------	--------------

*optional output upgrade

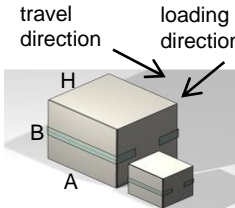
Technical Data – Case packer E 4012



Carton sizes [mm]	Max. 130 x 105 x 180 (250*) Min. 30 x 15 x 60
-------------------	--



Bundle sizes [mm]	Max. 300 x 250 x 180 (250*) Min. 50 x 36 x 60
-------------------	--



Infeed	500 cartons/min., 60 bundles/min.
--------	--------------------------------------

Case sizes [A x B x H in mm]	Max. 500 x 400 x 400 Min. 150 x 150 x 100
---------------------------------	--

Output	12 cases/Min.
--------	---------------

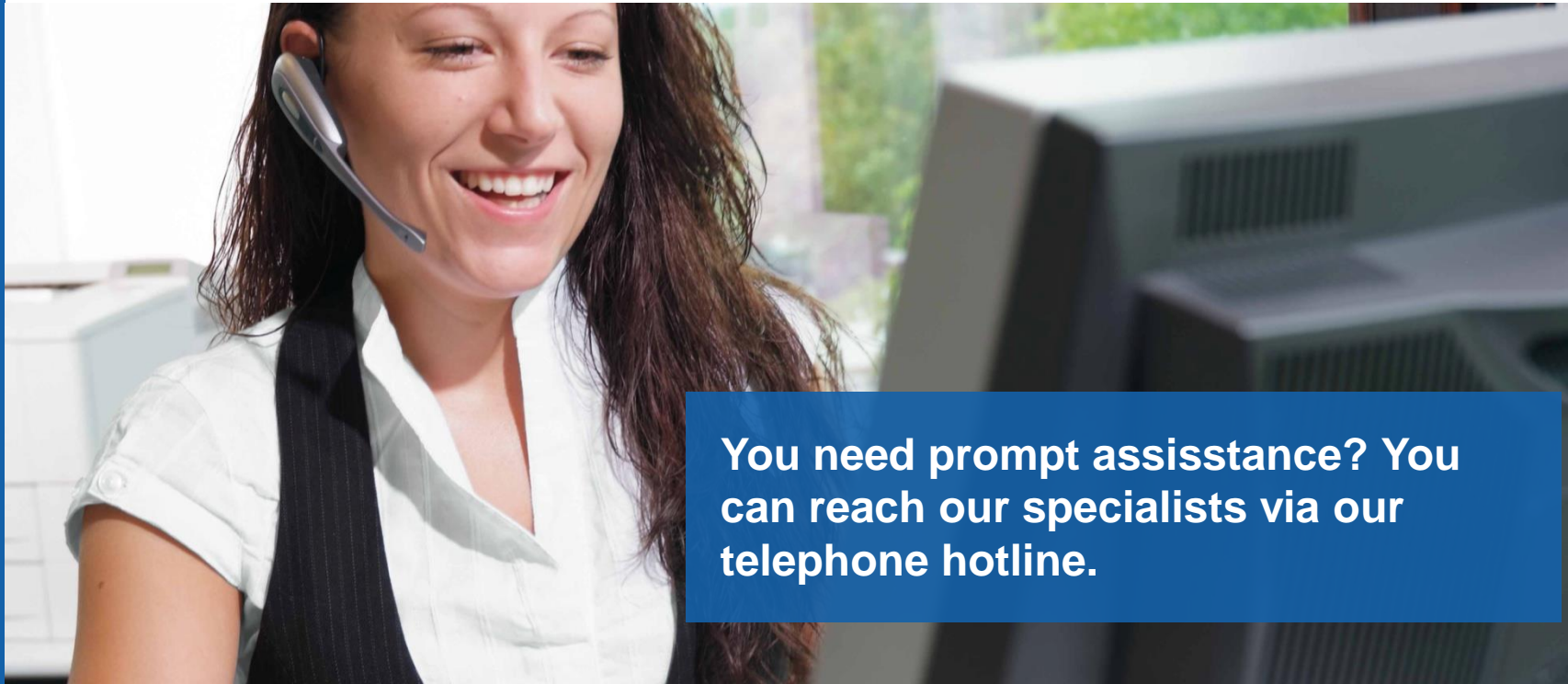
*optional output upgrade





Uhlmann Customer
Services

Quick and reliable services



You need prompt assistance? You can reach our specialists via our telephone hotline.

Prompt spare parts supply



**We respond within one working day
and supply format and spare parts
worldwide in original quality.**

Qualification, documentation and validation

You receive the full qualification, documentation and validation program for new machines and existing lines.



Uhlmann

6. Lid foil feed
Cutting and splicing table for lid foil

06.03.02 Splice lid foil (MSR)

TEST NO.: 1

TEST CRITERION 1 If the lid foil has parted or if a new reel has been spliced to a reel with adhesive tape, the affected blisters must be rejected.

TEST CRITERION 2 The blisters with the adhesive tape are registered as rejected in the shift register.

EXPECTED RESULT 1 All marked blisters are rejected.

EXPECTED RESULT 2

TEST PROCEDURE 1

TEST PROCEDURE 2

Prerequisites:

- Machine ready for production.
- With machine at standstill, splice the lid foil before the splice sensor.

Procedure:

- Start machine.
- Stop machine after the adhesive tape passes the sensor.
- Visual inspection of shift register.
- Mark the faulty blisters.
- Start machine.
- Visual inspection of the expected result.

Initials: *J. J. J.*

Date: 11-24

Support and training



Our tailored training programs help qualify your employees to work at the respective line.

THE **HEARTBEAT** OF PHARMA PACKAGING

Thank you

Subject to alterations in line with technical development