


Type GHM



General

100 years of experience and innovation have led to the development of a wide range of high efficiency hammer mills.

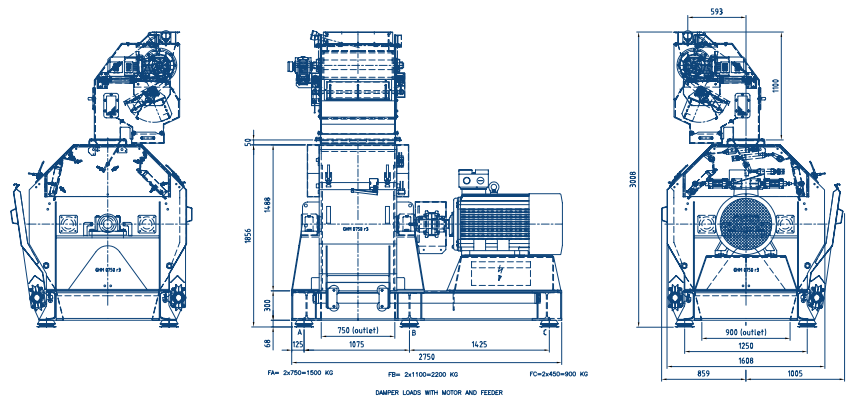
The GHM series are equipped with adjustable breaker plates which can be positioned vertically according to the direction of rotation. Placing the breaker plates at two different positions create an asymmetric formed grinding chamber. This results in a remarkable increase in impact forces thus less wear on the screens and a smooth flow of product through the grinding chamber. In combination with an Wynveen feeder fully automatic load control is possible on these hammer mills.

Features

- » designed for dual direction of rotation
- » electro pneumatic operated product guide valve
- » adjustable breaker plates
- » built on heavy base frame with shock absorbers
- » precisely balanced rotor guarantees a long service life
- » 6 rows of hammers
- » suitable for frequency control

Special execution


- » 8 rows of hammers for aquatic feed and pet food
- » automatic feeder (optionally frequency controlled)
- » automatic screen changer
- » ATEX22 certified components



Type	Motor (kW)	Chamber (B = mm)	Screen surface (m ²)	Number of hammers	Capacity (t/h)*		Weight (kg)**
					Maize	Barley	
GHM-750B(A)	132-200	750	1,4 (1,0)	90	38	20	2700
GHM-1000B(A)	160-250	1000	1,8 (1,4)	114	50	30	3200
GHM-1250B(A)	250-400	1250	2,3 (1,7)	132	60	45	4500

*) Capacity on a 4mm screen

**) Weight excl. motor and automatic screen exchange



Versatility in feed processing



- » Design
- » Engineering
- » Manufacturing
- » Erection and commissioning

- » Feed mills
- » Flour mills
- » Pet food plants
- » Aqua feed plants
- » Cereal processing plants
- » Soybean processing plants
- » Premix and concentrate plants

- » Silos
- » Bulk storage and handling systems
- » Electric control and automation