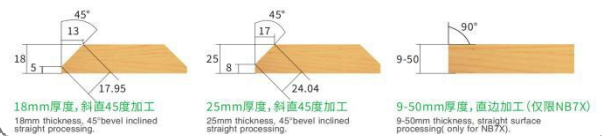


## Edge Banding Machine for Inclined Edge NB7X(NB370)



### Half and straight Edges

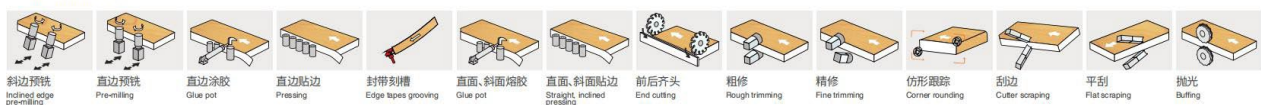


Find more: <https://www.woodexpert.ro/brands/nanxing>

### Description

NB7X is an excellent solution for handle-free cabinet door. Easy to alternate between half bevel and full straight edges, .Featuring twin diamond cutters, twin glue station, plus a twin tape coil magazine,

封边方向 →  
Edge banding direction



## Details

---

### 1. Machine body

- Heavy duty machine body is welded with thick laser-cut steel plates, then through processing of advanced CNC machine for metal work, hence enhance the stability and strength, reduce the vibration in the process;**very heavy duty**;
- Frame body pass the **heat treatment** and **vibration aging treatment** to guarantees the whole service life without deforming.
- After **sandblasting** and **painting**, the top-grade CNC metal processing machines are used to process the body and components to make sure perfect quality and detail.



### 2. Professional assembly line

- Nanxing follow the SOP and set up the professional assembly lines. All the assembling is worked out by the experienced technicians that guarantee machine standardization and performance.




### 3. Quality control

- Advanced measuring equipment and strict QC system help to make sure the machines and parts are checked and certificated by very high standard.
- All the machines are delivered with Quality Certificate signed by QC specialist.




### 4. Top presser

- Aluminum pressure beam provides excellent stiffness and long service life.
- The height of presser beam adjusted automatically based on work piece's thickness just by inputting the work piece information on touch screen which saves a lot of time.
- Rubber rollers connected compactly in rows press work pieces tightly to make sure the work pieces could convey without displacement, wearproof.



## 5. Conveyor

- Long straight semicircle guide rail is through hard treatment before installation, conveyor piece can perfectly contact with the guide rail, almost no gap.
- Two steel rods of high rigidity connect the “stretched support conveyor” to the machine body to ensure the stable conveying of the wide work pieces. Max stretching width is 600mm.
- Long steel guiding plate of high thickness and rigidity for longer service life and position is easy to adjust.
- The conveyer motor makes variable frequency starting possible, very stable and equipped with braking system. And motor is fully covered by cover.



## 6. Release agent sprayer

- Spraying release agent on workpiece surface reduce the adhere of glue.




## 7. Bevel edge milling

- Two pieces of 4kw high-power motors, rotating speed 2800rpm, high rotating speed, low vibration and low noise;
- 45 degrees diamond forming bevel cutters offer higher rigidity, longer service life and stable performance to ensure perfect milling effect without cracks.
- Fully covered cover door, prevent possible influence caused by wood scraps.



## 8. Straight surface Pre-milling

- Dual milling cutters to rework wave marks, burrs, or non-vertical surfaces caused by panel saw cutting during blanking. This secondary refinement ensures better edge banding results, allowing the edge band to adhere more tightly to the board while enhancing overall integrity and aesthetic appeal.
- 2 **Leitz diamond cutters** 125×43×30 DKN8×3.3  
  
Z3+3L/125×43×30 DKN8×3.3 Z3+3R
- Two motors controlled pneumatically, milling panel edge intermittent. 2× 3.7kW motors; 200Hz  
Rotating speed: 9,000 rpm.




## 9. Pre-heating

- Warm the work piece edge, the glue could well melt during gluing, especially suitable for wet or cold zones.



## 10. Full straight tape bracket

- Full straight and bevel-straight tape brackets and tape feeding are separate, which offers most convenience of switching;




## 11. Half bevel tape feed and edge tape grooving device

- Edge tape grooving to groove on thicker tape for better folding effect;
- The depth and position of the groove can be adjusted by the digital display band calibration knob, easy operation. Motor power 0.37kw.



## 12. Glue pot for full straight

- Traditional way of gluing is stable, **Teflon coated** glue pot for EVA hot-melt glue has a high capacity. (about 5L). Easy to clean.



## 13. Auto glue pumping + 25kg glue basin

- Max 25kg capacity basin, glue would be pumped to pre-melt system's upper pot automatically as soon as lower than level sensor.



## 14. Bevel and straight gluing

- One straight edge gluing device for straight edge of half bevel edge banding work, and the other for 45 bevel edge.
- Glue is coated on the surface of workpiece edge, glue line is smaller.



### 15. Hot air blowing gun (2pcs)

- Hot air gun to warm edge tape makes folded tape stuck perfectly on board, recommend PVC edge tape thickness  $\leq 1.2\text{mm}$



### 16. Edge tape pressing

- Straight edge of fully straight edge banding is done by front straight rollers.
- Bevel or half bevel edge by second set of rollers, and bevel rollers will move back while processing straight edge.




### 17. Lubrication

- Lubrication pump for daily maintenance, greasing work of guiding rail just by pulling the handle. Easy and save time.




### 18. End trimming

- Linear guide way structure at an angle of 45 degrees with 2 motors 0.35kw 200hz 12000rpm/min to remove the extra edge tape on front and back. High precision linear guides – for very high repeatability.
- 2pcs of saw blades (115\*3\*22\*24Z) with independent cover.



### 19. Rough Trimming unit

- Rough trimming unit with 2 powerful motors (power 0.75kw; frequency 200hz; rotating speed 1,200rpm/min)
- Pro-nesting copy tracing structure prevent damage on hinge hole
- Tool 56×20×H14×4Z



## 20. Fine trimming unit

- Rough trimming unit with 2 powerful motors of world famous brand (power 0.75kw; frequency 200hz; rotating speed 1,2000rpm/min), 2 milling cutters with two stiff steel positioning guides; 6T×φ69×13×φ16 R1.5
- Independent cover keeps scraps from flying, and guiding to machine bottom.




## 21. Corner trimming unit

- Designed to trim sharp corner on front, back and two straight edges so as to achieve R circular arc radius.
- Driven by 2 motors (power: 0.3kw; frequency: 200 Hz, rotating speed: 18000rpm/min).
- Planar linkage with 4 corner trimming tools 70x10x16 Z6 KN5x18.5 R1.5
- Rotating angle is adjusted automatic with an electric sensor.




## 22. Scraping

- Standard: R1.5 tool
- Copy wheel with high stiffness and independent cover on cutters for longer service life.



### 23. Flat scraping

- Flat scraping to remove possible extra glue of top and bottom.



### 24. Clean agent sprayer

- Spraying clean agent on workpiece surface to clean



### 25. Buffing

- Buffing by dual screen cloth structure is the last step to make perfect edge banding to make the edge shining, more stable.



### 26. Dust collection

- Independent suction hood ( $\phi 125\text{mm}$ ) on processing units are fully covered ;



### 27. Remote Switch

- A switch enables the operator to stop or start the machine anytime during the process that provides the max. convenience to adjust or test the machine.
- Operation indicating light, the operation status of the machine is available at a glance.



### 28. Safety device

#### Feeding protector and thickness detection

- Protector prevents any possible accidents and ensures safety of operators, automatic monitoring abnormal operation.
- Work piece thickness detection, if work piece thickness over the limited position, conveyor will stop at once to reduce machine damage.



#### Interval feeding detection system

- Keep work pieces in proper distance for max edge banding performance.



#### E-STOP

- To stop running at once, guarantee operator life safety.

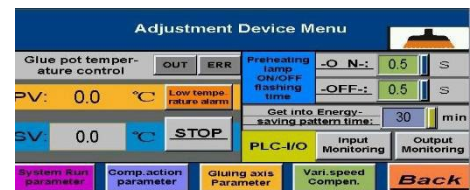
### 29. Control system

- 10" touch screen. Operation interface is intuitive and simple, available to control each component independently easy for testing and commission work.
- System languages: English, simplified Chinese, and traditional Chinese.



### 30. Energy saving mode

- Stand-by mode automatically turned on when machine stops working for a certain period (according to setting time) in order to save energy. Only one click to re-start production.
- One-click Selection, quick start/stop.



### 31. Electric equipment

- PLC control, input voltage 380v, 50Hz (Standard).
- The position can be calculated precisely by encoder
- Each processing unit is controlled and protected by independent frequency converter with motor braking function.
- Most of electric components of the machine adopted international brands for high quality and generality.
- Good documentation, each wire has a unique code label which offers max convenience for troubleshooting and online support.



### Option:

#### 1. Full straight edge-Pre-melter gluing system

- Independent straight gluing unit especially for fully straight edge banding work, ,Pre-melt gluing system has a glue tank on top to offer proper glue volume according to processing, save heating-up time, and a small glue pot on bottom, thus reducing the carbonization and vulcanization from burning up of glue resins, keep glue always fresh.
- Liquid level sensor detection device controls the glue amount accurately so as to prevent overflow.
- Just one screw to release and install glue pot, 60mm high gluing roller, more glue supplying suitable for mass production, long parts.
- Sliding seat, easy to switch between pre-melter and PUR device. (PUR device is option)

**(INCLUDE ON EXHIBITION MACHNE)**



## Technical Data

---

<b>Panel length:</b>	≥150mm
<b>Panel width:</b>	≥120mm
<b>Panel thickness:</b>	9-50mm(straight) 15-25mm(half bevel)
<b>Edge tape thickness:</b>	0.6-2mm (need to leave more straight surface when use 2mm tape, recommend ≤1.2mm)
<b>Feeding speed:</b>	14m/min; Straight Edge:24m/min
<b>Min. panel size:</b>	≥150×120mm
<b>Total power:</b>	42kw
<b>Overall dimension:</b>	9,800×1,050×1,650mm
<b>Net weight:</b>	3900kg

## TOTAL PRICE: 68.900 EUR + VAT

Price does not include any options listed. Specifications may change without prior approval. Photos are for information purposes only.