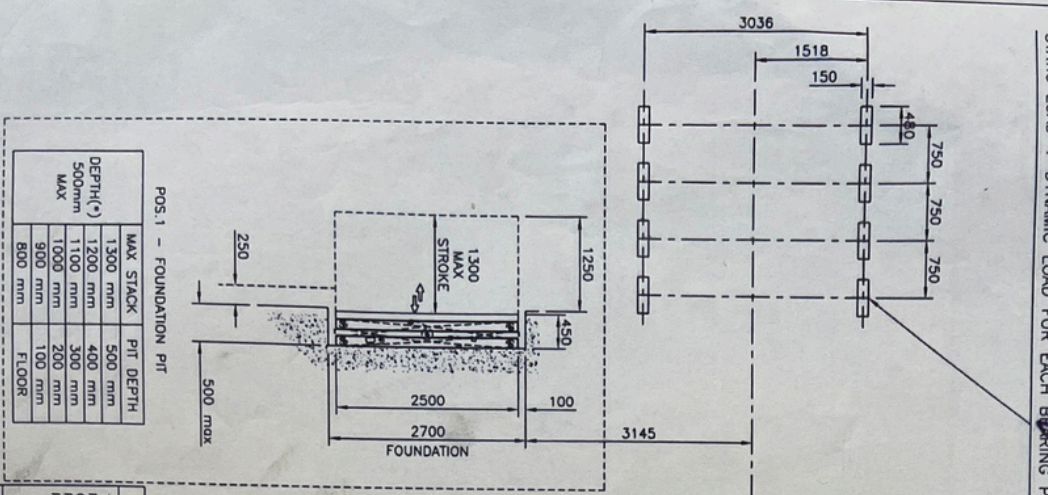


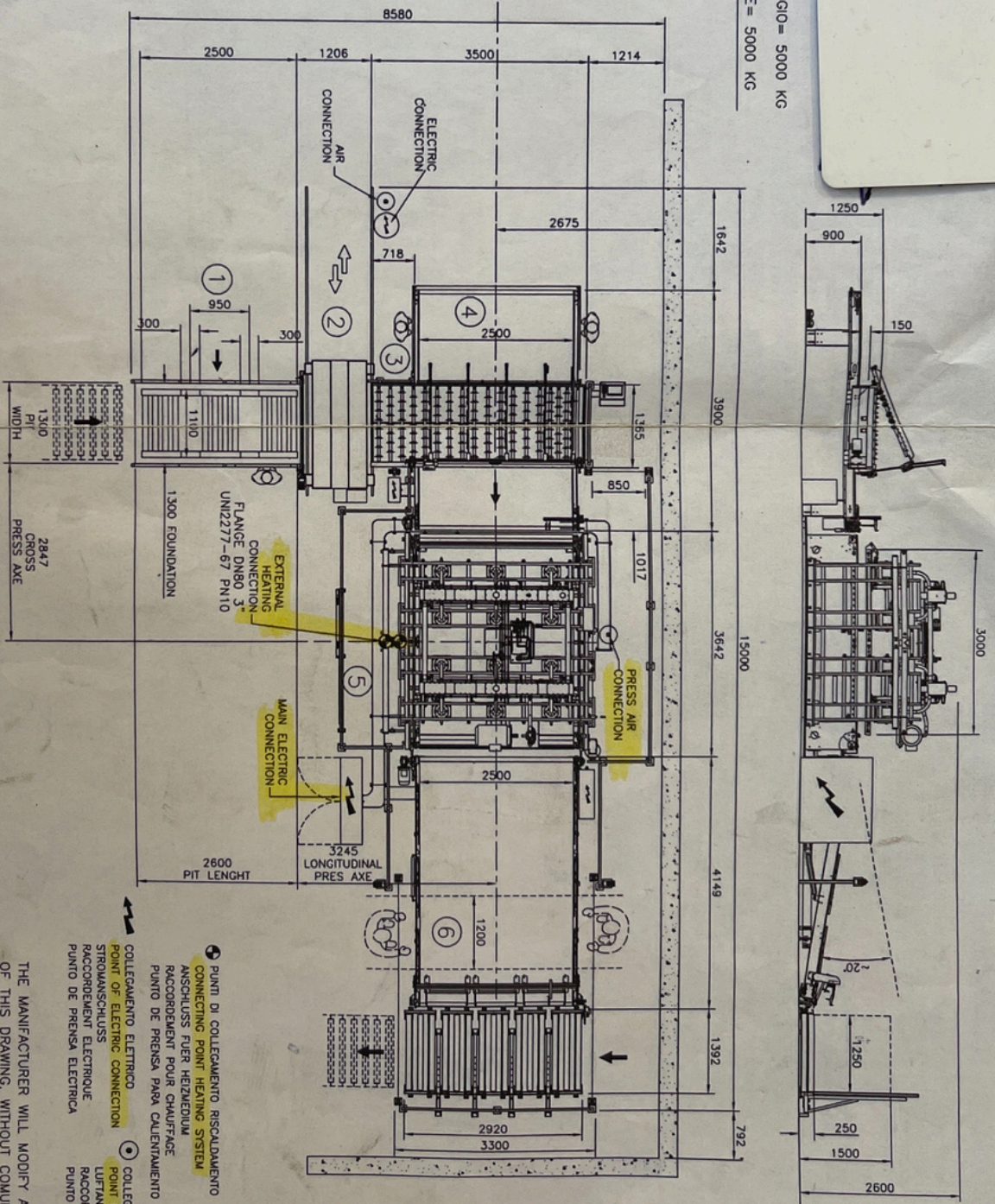
*Ward*

CARGO STATICO PRESSA = 25000 KG  
 CARGO STATICO E DINAMICO PER OGNI PIASTRA D'APPOGGIO = 5000 KG  
 STATIC LOAD OF PRESS = 25000 KG  
 STATIC LOAD + DYNAMIC LOAD FOR EACH BEARING PLATE = 5000 KG



POS. 1 - FOUNDATION PIT

DEPTH (*)	MAX STACK	PIT DEPTH
1300 mm	1300 mm	500 mm
1200 mm	1200 mm	400 mm
500 mm	1100 mm	300 mm
MAX	1000 mm	200 mm
	900 mm	100 mm
	800 mm	FLOOR



Tensione = 400V Frequenza = 50Hz Corrente = 41,3 A Potenza meccanica installata = 20,7 kW Potenza apparente = 28,58 KVA	COMPRESSED AIR MAX: 2000 l/min	RISCALDAMENTO OLIO D'ATERMICO: T ambiente = 15°C T olio = 120°C Potenza = 74 kW (43528 Kcal/h) Delta T = 5°C Q = 30,6 m³/h = 510 l/min h = 37m	RISCALDAMENTO ACQUA: T ambiente = 15°C T acqua = 80°C Potenza = 55 kW (47291 Kcal/h) Delta T = 5°C Q = 9,3 m³/h = 158 l/min h = 15 m
Voltage = 400V Frequency = 50Hz Current = 41,3 A Mechanical power installed = 20,7 kW apparent power = 28,58 KVA	COMPRESSED AIR MAX: 2000 l/min	HEATING OIL D'ATERMICO: T ambiente = 15°C T olio = 120°C Power = 74 kW (43528 Kcal/h) Pump capacity = 30,6 m³/h = 510 l/min LIQUID COLUMN = 37m	WATER HEATING: T ambiente = 15°C T acqua = 80°C Power = 55 kW (47291 Kcal/h) Pump capacity = 9,3 m³/h = 158 l/min LIQUID COLUMN = 15 m

- PUNTI DI COLLEGAMENTO RISCALDAMENTO CONNETTING POINT HEATING SYSTEM ANSCHLUSS PÜER HEIZMEDIUM RACCORDAMENT POUR CHAUFFAGE PUNTO DE PRENSA PARA CALENTAMIENTO PLATOS
- COLLEGAMENTO ELETTRICO POINT OF ELECTRIC CONNECTION STROMANSCHLUSS RACCORDAMENT ELECTRIQUE PUNTO DE PRENSA ELECTRICA
- COLLEGAMENTO ARIA COMPRESA POINT OF AIR CONNECTION LUFTANSCHLUSS RACCORDAMENT AIR COMPRESA PUNTO DE PRENSA AIRE

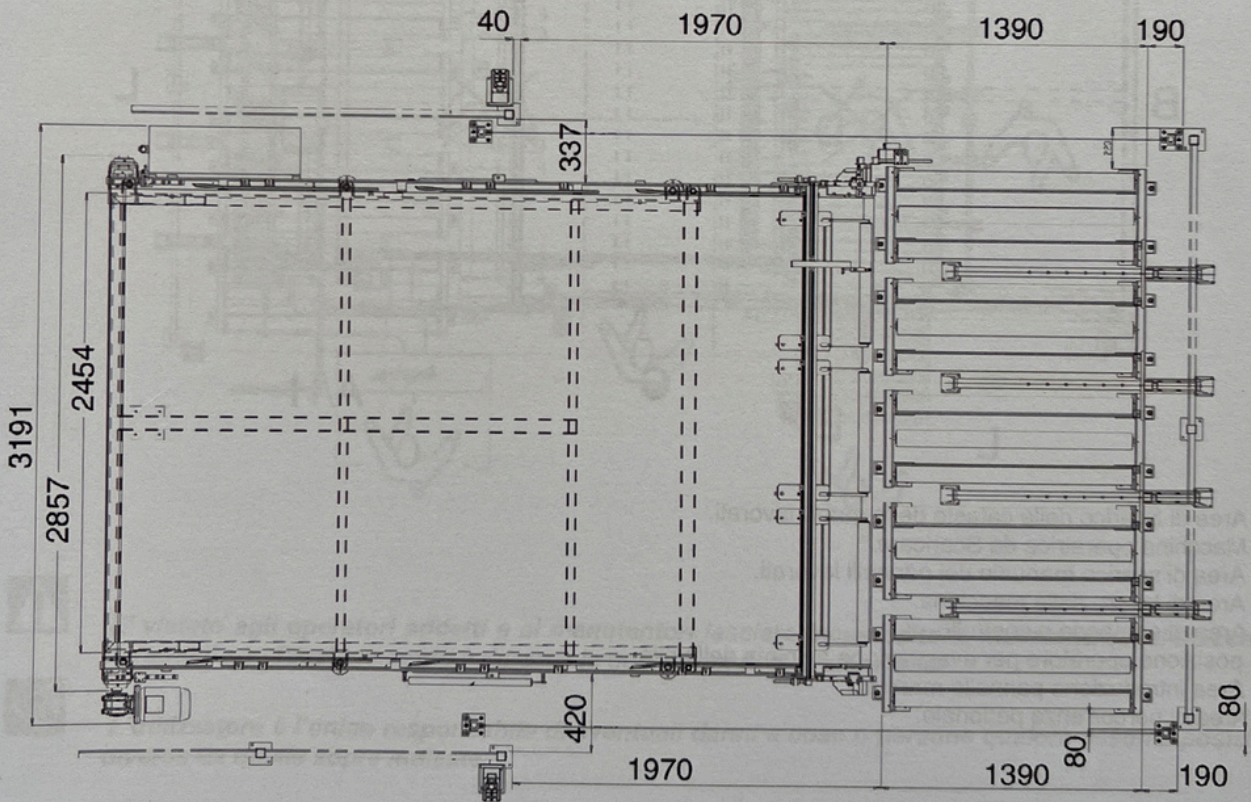
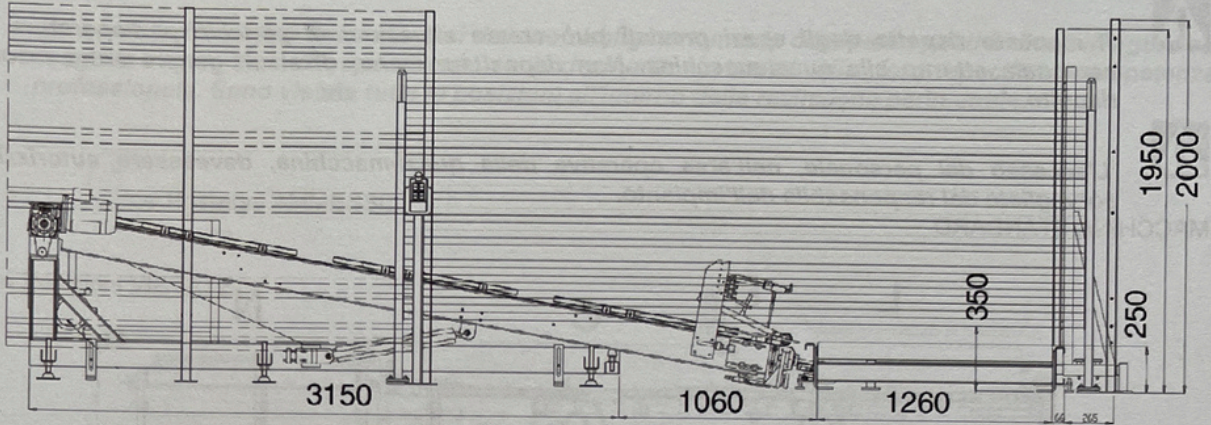
THE MANUFACTURER WILL MODIFY ANY PART OF THIS DRAWING, WITHOUT COMMUNICATIONS IN ORDER TO IMPROVE ITS PRODUCTS

LA DITTA COSTRUTTRICE SI RISERVA IL DIRITTO DI APPORTARE QUALUNQUE MODIFICA ALLE MACCHINE ALLO SCOPO DI MIGLIORAMENTO.

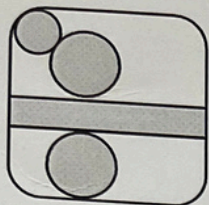
Designation: **linea MVC 2500x3000**  
 Code: **90L0079022E 01**  
 Manufacturer: **Sergiani**  
 Scale: **1:50**

3.2 DIMENSIONI D'INGOMBRO

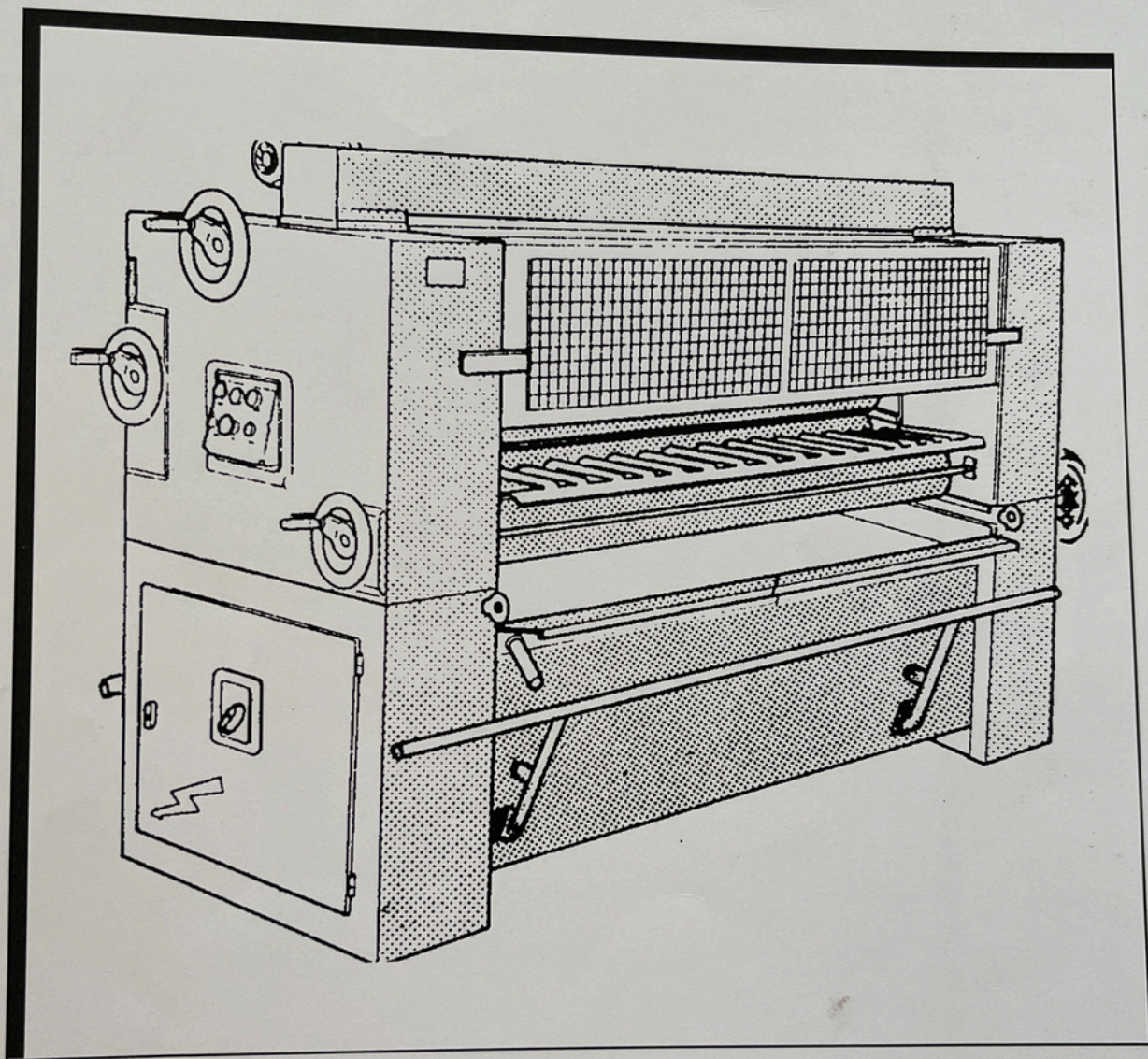
(3.20)



Maggiori dettagli sul disegno 33L0080803B

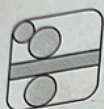


OSAMA

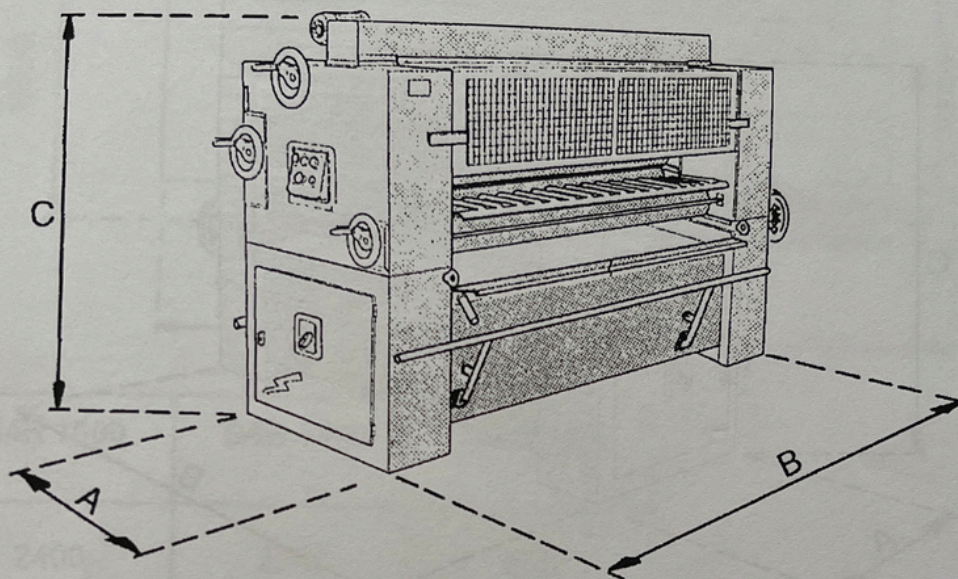


**AUTOMATICKÝ LEPIACI STROJ  
S4R - S4R/P**

**MANUÁL NA POUŽÍVANIE A ÚDRŽBU  
A NÁHRADNÉ DIELY**



10. Rozmery stroja (S4R)



	S4R 1600	S4R 1400	S4R 1300
A	1000	1000	1000
B	2400	2200	2100
C	1450	1450	1450