

DIESEL GENERATOR SET



DE65E0

Image shown may not reflect actual package

| Output Ratings | | |
|-------------------------------|---------------------|---------------------|
| Generator Set Model - 3 Phase | Prime* | Standby* |
| 400/230 V, 50 Hz | 60.0 kVA 48.0 kW | 65.0 kVA 52.0 kW |
| 480/277 V, 60 Hz | 68.8 kVA 55.0 kW | 75.0 kVA 60.0 kW |

* Refer to ratings definitions on page 4.
Ratings at 0.8 power factor.

| Technical Data | | |
|----------------------------------------------|-----------------------------|------------|
| Engine Make & Model: | Cat® C3.3 | |
| Generator Model: | R1953L4 | |
| Control Panel: | EMCP 4.1 | |
| Base Frame Type: | Heavy Duty Fabricated Steel | |
| Circuit Breaker Type: | 3 Pole MCB / 3 Pole MCCB | |
| Frequency: | 50 Hz | 60 Hz |
| Engine Speed: RPM | 1500 | 1800 |
| Fuel Tank Capacity: litres (US gal) | 219 (57.9) | |
| Fuel Consumption, Prime: l/hr (US gal/hr) | 13.7 (3.6) | 16.3 (4.3) |
| Fuel Consumption, Standby : l/hr (US gal/hr) | 15.0 (4.0) | 18.0 (4.8) |

DIESEL GENERATOR SET



Engine Technical Data

| Physical Data | |
|--------------------------------------------------------------------|-------------------------|
| Manufacturer: | Caterpillar |
| Model: | C3.3 |
| No. of Cylinders/Alignment: | 3 / In Line |
| Cycle: | 4 Stroke |
| Induction: | Turbocharged |
| Cooling Method: | Water |
| Governing Type: | Mechanical |
| Governing Class: | ISO 8528 G2 |
| Compression Ratio: | 17.25:1 |
| Displacement: l (cu.in) | 3.3 (201.4) |
| Bore/Stroke: mm (in) | 105.0 (4.1)/127.0 (5.0) |
| Moment of Inertia: kg m ² (lb. in ²) | 1.14 (3896) |
| Engine Electrical System: | |
| -Voltage/Ground: | 12/Negative |
| -Battery Charger Amps: | 65 |
| Weight: kg (lb) - Dry: | 341 (752) |
| - Wet: | 348 (767) |

| Air System | 50 Hz | 60 Hz |
|---------------------------------------------------|---------------------|--------------|
| Air Filter Type: | Replaceable Element | |
| Combustion Air Flow: | | |
| m ³ /min (cfm) | | |
| -Standby: | 3.9 (138) | 4.9 (173) |
| -Prime: | 3.8 (134) | 4.7 (166) |
| Max. Combustion Air Intake | | |
| Restriction: kPa (in H ₂ O) | 8.0 (32.1) | 8.0 (32.1) |
| Radiator Cooling Air Flow: | | |
| m ³ /min (cfm) | 110.4 (3899) | 145.8 (5149) |
| External Restriction to | | |
| Cooling Air Flow: Pa (in H ₂ O) | 125 (0.5) | 125 (0.5) |

| Cooling System | 50 Hz | 60 Hz |
|-----------------------------------------------------------------------------------------------------------------------------------------------------------|-------------|-------------|
| Cooling System Capacity: | | |
| l (US gal) | 10.2 (2.7) | 10.2 (2.7) |
| Water Pump Type: | Centrifugal | |
| Heat Rejected to Water & Lube Oil: kW (Btu/min) | | |
| -Standby: | 37.7 (2144) | 42.8 (2434) |
| -Prime: | 35.2 (2002) | 41.0 (2332) |
| Heat Radiation to Room: Heat radiated from engine and alternator | | |
| kW (Btu/min) | | |
| -Standby: | 17.0 (967) | 18.0 (1024) |
| -Prime: | 15.2 (864) | 17.1 (972) |
| Radiator Fan Load: kW (hp) | 1.0 (1.3) | 1.7 (2.3) |
| Cooling system designed to operate in ambient conditions up to 50°C (122°F). Contact your local Cat dealer for power ratings at specific site conditions. | | |

| Lubrication System | |
|---------------------------------------|----------------------|
| Oil Filter Type: | Spin-On, Full Flow |
| Total Oil Capacity I (US gal): | 8.3 (2.2) |
| Oil Pan I (US gal): | 7.8 (2.1) |
| Oil Type: | API CG4 / CH4 15W-40 |
| Cooling Method: | Water |

| Performance | 50 Hz | 60 Hz |
|------------------------------------|----------------|----------------|
| Engine Speed: RPM | 1500 | 1800 |
| Gross Engine Power: kW (hp) | | |
| -Standby: | 60.5 (81.0) | 69.6 (93.0) |
| -Prime: | 55.0 (74.0) | 63.3 (85.0) |
| BMEP: kPa (psi) | | |
| -Standby: | 1467.0 (212.8) | 1407.0 (204.0) |
| -Prime: | 1333.0 (193.4) | 1279.0 (185.5) |
| Regenerative Power: kW | 7.0 | 9.0 |

| Fuel System | | | | |
|-------------------------------------------------------------------------------------------|----------------------------|------------------|-----------------|-----------------|
| Fuel Filter Type: | Replaceable Element | | | |
| Recommended Fuel: | Class A2 Diesel or BSEN590 | | | |
| Fuel Consumption: l/hr (US gal/hr) | | | | |
| | 110% Load | 100% Load | 75% Load | 50% Load |
| Prime | | | | |
| 50 Hz | 15.0 (4.0) | 13.7 (3.6) | 10.2 (2.7) | 7.1 (1.9) |
| 60 Hz | 18.0 (4.8) | 16.3 (4.3) | 12.3 (3.2) | 8.8 (2.3) |
| Standby | | | | |
| 50 Hz | | 15.0 (4.0) | 11.0 (2.9) | 7.6 (2.0) |
| 60 Hz | | 18.0 (4.8) | 13.4 (3.5) | 9.4 (2.5) |
| (based on diesel fuel with a specific gravity of 0.85 and conforming to BS2869, Class A2) | | | | |

| Exhaust System | 50 Hz | 60 Hz |
|-----------------------------------------|--------------|--------------|
| Silencer Type: | Industrial | |
| Silencer Model & Quantity: | EXSY1 (1) | |
| Pressure Drop Across | | |
| Silencer System: kPa (in Hg) | 0.98 (0.289) | 1.22 (0.360) |
| Silencer Noise Reduction | | |
| Level: dB | 19 | 18 |
| Max. Allowable Back | | |
| Pressure: kPa (in. Hg) | 10.0 (3.0) | 15.0 (4.4) |
| Exhaust Gas Flow: | | |
| m ³ /min (cfm) | | |
| -Standby: | 10.4 (367) | 12.5 (441) |
| -Prime: | 10.1 (357) | 11.8 (417) |
| Exhaust Gas Temperature: °C (°F) | | |
| -Standby: | 571 (1060) | 564 (1047) |
| -Prime: | 557 (1035) | 534 (993) |

DIESEL GENERATOR SET



Generator Performance Data

| Data Item | 50 Hz | | | | 60 Hz | | | | |
|--------------------------------|----------|----------------------------------|----------------------|----------|----------------------|----------------------|----------------------|--|----------------------|
| | 415/240V | 400/230V 230/115V 200/115V | 380/220V 220/110V | 220/127V | 480/277V 240/139V | 380/220V 220/110V | 240/120V 208/120V | | 440/254V 220/127V |
| Motor Starting Capability* kVA | 74 | 74 | 62 | 87 | 62 | 50 | 50 | | 62 |
| Short Circuit Capacity** % | 300 | 300 | 300 | 300 | 300 | 300 | 300 | | 300 |
| Reactances: Per Unit | | | | | | | | | |
| Xd | 3.220 | 3.460 | 3.830 | 2.860 | 3.310 | 3.660 | 4.410 | | 3.940 |
| X'd | 0.280 | 0.300 | 0.330 | 0.250 | 0.290 | 0.420 | 0.380 | | 0.340 |
| X''d | 0.112 | 0.121 | 0.134 | 0.100 | 0.116 | 0.169 | 0.154 | | 0.137 |

Reactances shown are applicable to prime ratings.

*Based on 30% voltage dip at 0 power factor and SHUNT excitation system.

**With optional Auxiliary Winding.

Generator Technical Data

| Physical Data | |
|----------------------------|----------|
| R Frame | |
| Model: | R1953L4 |
| No. of Bearings: | 1 |
| Insulation Class: | H |
| Winding Pitch - Code: | 2/3 - M0 |
| Wires: | 12 |
| Ingress Protection Rating: | IP23 |
| Excitation System: | SHUNT |
| AVR Model: | Mark V |

| Operating Data | |
|------------------------------------|---------------------------------------------------------|
| Overspeed: RPM | 2250 |
| Voltage Regulation: (steady state) | +/- 1.0% |
| Wave Form NEMA = TIF: | 50 |
| Wave Form IEC = THF: | 2.0% |
| Total Harmonic Content LL/LN: | 2.0% |
| Radio Interference: | Suppression is in line with European Standard EN61000-6 |
| Radiant Heat: kW (Btu/min) | |
| -50 Hz: | 6.0 (341) |
| -60 Hz: | 7.0 (398) |

DIESEL GENERATOR SET



Technical Data

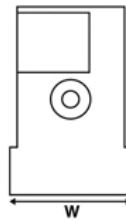
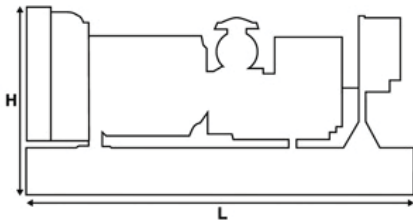
| Voltage 50 Hz | Prime | | Standby | |
|------------------|-------|------|---------|------|
| | kVA | kW | kVA | kW |
| 415/240V | 60.0 | 48.0 | 65.0 | 52.0 |
| 400/230V | 60.0 | 48.0 | 65.0 | 52.0 |
| 380/220V | 60.0 | 48.0 | 65.0 | 52.0 |
| 230/115V | 60.0 | 48.0 | 65.0 | 52.0 |
| 220/127V | 60.0 | 48.0 | 65.0 | 52.0 |
| 220/110V | 60.0 | 48.0 | 65.0 | 52.0 |
| 200/115V | 60.0 | 48.0 | 65.0 | 52.0 |
| | | | | |
| | | | | |
| | | | | |
| | | | | |

| Voltage 60 Hz | Prime | | Standby | |
|------------------|-------|------|---------|------|
| | kVA | kW | kVA | kW |
| 480/277V | 68.8 | 55.0 | 75.0 | 60.0 |
| 220/127V | 68.8 | 55.0 | 75.0 | 60.0 |
| 380/220V | 62.9 | 50.3 | 69.2 | 55.4 |
| 240/120V | 68.3 | 54.6 | 75.0 | 60.0 |
| | | | | |
| | | | | |
| 220/110V | 62.9 | 50.3 | 69.2 | 55.4 |
| 208/120V | 68.8 | 55.0 | 75.0 | 60.0 |
| 240/139V | 68.3 | 54.6 | 75.0 | 60.0 |
| | | | | |
| | | | | |

Weights & Dimensions

| Weights: kg (lb) | |
|----------------------------|-------------|
| Net (+ lube oil) | 946 (2086) |
| Wet (+ lube oil & coolant) | 959 (2114) |
| Fuel, lube oil & coolant | 1144 (2523) |

| Dimensions: mm (in) | |
|---------------------|-------------|
| Length | 1925 (75.8) |
| Width | 1120 (44.1) |
| Height | 1361 (53.6) |



Note: General configuration not to be used for installation. See general dimension drawings for detail.

Definitions

Standby Rating

Output available with varying load for the duration of the interruption of the normal source power. Average power output is 70% of the standby power rating. Typical operation is 200 hours per year, with maximum expected usage of 500 hours per year.

Prime Rating

Output available with varying load for an unlimited time. Average power output is 70% of the prime power rating. Typical peak demand is 100% of prime rated kW with 10% overload capability for emergency use for a maximum of 1 hour in 12. Overload operation cannot exceed 25 hours per year.

Standard Reference Conditions

Note: Standard reference conditions 25°C (77°F) air inlet temp, 100m (328ft) A.S.L. 30% relative humidity. Fuel consumption data at full load with diesel fuel with specific gravity of 0.85 and conforming to BS2869: 1998, Class A2.

General Data

Documents

A full set of operation and maintenance manuals and circuit wiring diagrams.

Quality Standards

The equipment meets the following standards: **IEC60034-1, IEC60034-22, ISO3046, ISO8528, NEMA MG 1-32, NEMA MG 1-33, 2004/108/EC, 2006/42/EC, 2006/95/EC.**

Price List: C3.3PGBI, C3.3PGBT

Gen. Arr. Number: 502-7323

Source: China, Europe

LEHE1066-00 (04/16)

www.Cat-ElectricPower.com

© 2016 Caterpillar
All rights reserved.

Materials and specifications are subject to change without notice. The International System of Units (SI) is used in this publication. CAT, CATERPILLAR, their respective logos, "Caterpillar Yellow," the "Power Edge" trade dress, as well as corporate and product identity used herein, are trademarks of Caterpillar and may not be used without permission.



Image shown may not reflect actual configuration

Sound Attenuated Level 2 Enclosures

24 – 220 kVA Range

The sound attenuated Level 2, factory installed enclosures incorporate internally mounted critical level silencers. They are the premium enclosure offering for this range, designed for safety and aesthetic value on an integral fuel tank base. Extremely durable and weather resistant, these enclosures are designed to resist corrosion and handling damage.

The enclosures are the result of continuing research and development by our specialist acoustic engineers.

These enclosures reduce sound levels to comply with the Stage 2 levels of the European Community Directive 2000/14/EC which became effective January 3, 2006.

Features

Durable and Robust Construction

- Manufactured from galvanized steel
- Advanced powder-coated paint finish
- Single-piece main roof
- Base frame extends beyond enclosure, protecting against handling damage
- Minimal external fixings exposed to environment
- Zinc-plated fasteners
- Corner posts and air handling units manufactured from high-grade engineering thermoplastic

Security and Safety

- Secure, lockable doors prevent unauthorized access to control panel, fuel fill, and battery
- Emergency stop button mounted on exterior, convenient to control panel
- Cooling fan and battery charging alternator fully guarded

Excellent Service and Maintenance Access

- Side-hinged doors on both sides of the enclosure incorporate lift-off hinges at 45°
- Radiator fill via removeable, flush-mounted rain cap fitted with compression seal
- Lube oil cooling water drains piped to baseframe side rail, on exterior
- Removable end panels allow access to radiator, exhaust outlet, and alternator rear
- Doors positioned for optimum access of frequently serviced items

Transportability

- Optional tested and certified lifting arch
- Lifting and drag points on base frame facilitate handling from both sides

Sound Pressure Levels (dBA)

| Generator Set Model Three-phase | | LWA | 50 Hz | | | | | | 60 Hz | | | | | |
|------------------------------------|---------|-----|--------------|--------------|-------------|--------------|--------------|--------------|--------------|--------------|-------------|--------------|--------------|--------------|
| | | | 15 m (50 ft) | | 7 m (23 ft) | | 1 m (3.3 ft) | | 15 m (50 ft) | | 7 m (23 ft) | | 1 m (3.3 ft) | |
| | | | 75% Load | 100% Load | 75% Load | 100% Load | 75% Load | 100% Load | 75% Load | 100% Load | 75% Load | 100% Load | 75% Load | 100% Load |
| DE33E0 | Prime | 94 | 61 | 62 | 67 | 68 | 76 | 77 | 61 | 63 | 67 | 69 | 77 | 79 |
| | Standby | 94 | 61 | 62 | 67 | 68 | 76 | 77 | 61 | 64 | 67 | 70 | 78 | 80 |
| DE33E3 | Prime | 94 | 59 | 61 | 65 | 67 | 75 | 77 | – | – | – | – | – | – |
| | Standby | 94 | 60 | 62 | 66 | 68 | 76 | 78 | – | – | – | – | – | – |
| DE50E0 | Prime | 93 | 57 | 58 | 63 | 64 | 74 | 74 | 60 | 61 | 66 | 67 | 76 | 77 |
| | Standby | 93 | 57 | 58 | 63 | 64 | 74 | 75 | 60 | 62 | 66 | 68 | 77 | 78 |
| DE50E2 | Prime | 93 | 56 | 56 | 62 | 62 | 74 | 75 | – | – | – | – | – | – |
| | Standby | 93 | 56 | 57 | 62 | 63 | 74 | 75 | – | – | – | – | – | – |
| DE55E0 | Prime | 93 | 57 | 58 | 63 | 64 | 74 | 75 | 60 | 62 | 66 | 68 | 77 | 78 |
| | Standby | 93 | 57 | 59 | 63 | 65 | 74 | 76 | 61 | 62 | 67 | 68 | 77 | 79 |
| DE55E2 | Prime | 93 | 56 | 57 | 62 | 63 | 74 | 74 | – | – | – | – | – | – |
| | Standby | 93 | 56 | 57 | 62 | 63 | 74 | 75 | – | – | – | – | – | – |
| DE65E0 | Prime | 93 | 58 | 60 | 64 | 66 | 74 | 76 | 61 | 63 | 67 | 69 | 77 | 79 |
| | Standby | 93 | 58 | 61 | 64 | 67 | 75 | 77 | 62 | 64 | 68 | 70 | 78 | 80 |
| DE65E3 | Prime | 93 | 58 | 59 | 64 | 65 | 75 | 76 | – | – | – | – | – | – |
| | Standby | 93 | 58 | 59 | 64 | 65 | 75 | 76 | – | – | – | – | – | – |
| DE88E0 | Prime | 93 | 58 | 59 | 64 | 65 | 76 | 76 | 61 | 61 | 67 | 67 | 78 | 79 |
| | Standby | 93 | 58 | 60 | 64 | 66 | 76 | 77 | 61 | 62 | 67 | 68 | 79 | 79 |
| DE88E3 | Prime | 97 | 61 | 61 | 67 | 67 | 79 | 79 | – | – | – | – | – | – |
| | Standby | 97 | 61 | 62 | 67 | 68 | 79 | 79 | – | – | – | – | – | – |
| DE110E2 | Prime | 97 | 62 | 63 | 68 | 69 | 80 | 81 | 65 | 65 | 71 | 71 | 84 | 84 |
| | Standby | 97 | 63 | 64 | 69 | 70 | 80 | 81 | 65 | 66 | 71 | 72 | 84 | 84 |
| DE110E3 | Prime | 97 | 61 | 62 | 67 | 68 | 79 | 79 | – | – | – | – | – | – |
| | Standby | 97 | 62 | 62 | 68 | 68 | 79 | 79 | – | – | – | – | – | – |
| DE150E0 | Prime | 97 | 60 | 61 | 66 | 67 | 76 | 76 | 61 | 61 | 67 | 67 | 77 | 77 |
| | Standby | 97 | 60 | 61 | 66 | 67 | 76 | 77 | 61 | 61 | 67 | 67 | 77 | 78 |
| DE165E0 | Prime | 97 | 59 | 59 | 65 | 65 | 74 | 74 | 61 | 62 | 67 | 68 | 77 | 77 |
| | Standby | 97 | 59 | 59 | 65 | 65 | 74 | 75 | 62 | 62 | 68 | 68 | 77 | 78 |

Sound Pressure Levels (dBA)

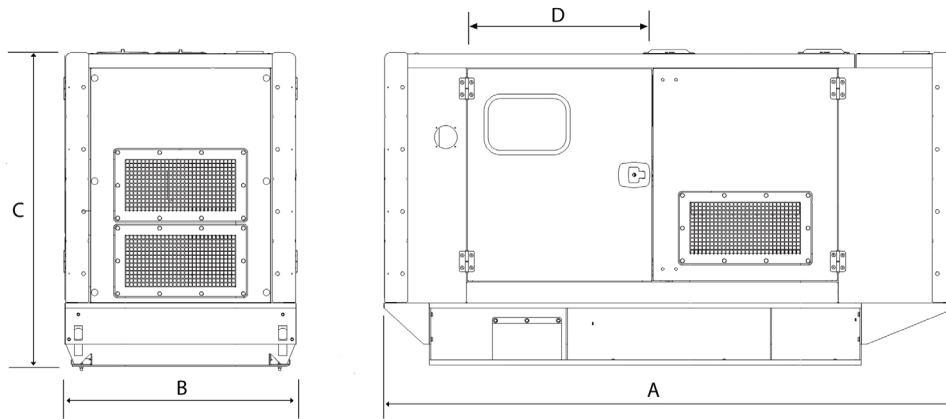
| Generator Set Model Three-phase | | LWA | 50 Hz | | | | | | 60 Hz | | | | | |
|------------------------------------|---------|-----|--------------|-----------|-------------|-----------|--------------|-----------|--------------|-----------|-------------|-----------|--------------|-----------|
| | | | 15 m (50 ft) | | 7 m (23 ft) | | 1 m (3.3 ft) | | 15 m (50 ft) | | 7 m (23 ft) | | 1 m (3.3 ft) | |
| | | | 75% Load | 100% Load | 75% Load | 100% Load | 75% Load | 100% Load | 75% Load | 100% Load | 75% Load | 100% Load | 75% Load | 100% Load |
| DE165E3 | Prime | – | 58 | 59 | 64 | 65 | 73 | 74 | – | – | – | – | – | – |
| | Standby | – | 58 | 59 | 64 | 65 | 74 | 74 | – | – | – | – | – | – |
| DE175E3 | Prime | – | 58 | 59 | 64 | 65 | 74 | 74 | – | – | – | – | – | – |
| | Standby | – | 58 | 59 | 64 | 65 | 74 | 75 | – | – | – | – | – | – |
| DE200E0 | Prime | 97 | 62 | 62 | 68 | 68 | 78 | 78 | 65 | 65 | 71 | 71 | 81 | 81 |
| | Standby | 97 | 62 | 63 | 68 | 69 | 78 | 78 | 65 | 65 | 71 | 71 | 81 | 81 |
| DE200E3 | Prime | – | 59 | 60 | 65 | 66 | 74 | 75 | – | – | – | – | – | – |
| | Standby | – | 59 | 60 | 65 | 66 | 74 | 75 | – | – | – | – | – | – |
| DE220E0 | Prime | 97 | 62 | 64 | 68 | 70 | 78 | 79 | – | – | – | – | – | – |
| | Standby | 97 | 63 | 64 | 69 | 70 | 78 | 79 | – | – | – | – | – | – |

Levels in accordance with European Noise Directive (2000/14/EC).

Sound Pressure Levels (dBA)

| Generator Set Model Single-phase | | LWA | 50 Hz | | | | | | 60 Hz | | | | | |
|-------------------------------------|---------|-----|--------------|-----------|-------------|-----------|--------------|-----------|--------------|-----------|-------------|-----------|--------------|-----------|
| | | | 15 m (50 ft) | | 7 m (23 ft) | | 1 m (3.3 ft) | | 15 m (50 ft) | | 7 m (23 ft) | | 1 m (3.3 ft) | |
| | | | 75% Load | 100% Load | 75% Load | 100% Load | 75% Load | 100% Load | 75% Load | 100% Load | 75% Load | 100% Load | 75% Load | 100% Load |
| DE26E0S | Prime | 94 | 61 | 62 | 67 | 68 | 76 | 77 | 61 | 63 | 67 | 69 | 77 | 79 |
| | Standby | 94 | 61 | 62 | 67 | 68 | 76 | 77 | 61 | 64 | 67 | 70 | 78 | 80 |
| DE26E3S | Prime | 94 | 59 | 61 | 65 | 67 | 75 | 77 | – | – | – | – | – | – |
| | Standby | 94 | 60 | 62 | 66 | 68 | 76 | 77 | – | – | – | – | – | – |
| DE40E0S | Prime | 93 | 57 | 58 | 63 | 64 | 74 | 74 | 60 | 61 | 66 | 67 | 76 | 77 |
| | Standby | 93 | 57 | 58 | 63 | 64 | 74 | 75 | 60 | 62 | 66 | 68 | 77 | 78 |
| DE40E2S | Prime | 93 | 56 | 56 | 62 | 62 | 74 | 75 | – | – | – | – | – | – |
| | Standby | 93 | 56 | 57 | 62 | 63 | 74 | 75 | – | – | – | – | – | – |
| DE50E0S | Prime | 93 | 57 | 58 | 63 | 64 | 75 | 76 | 60 | 61 | 66 | 67 | 78 | 78 |
| | Standby | 93 | 57 | 58 | 63 | 64 | 75 | 76 | 60 | 61 | 66 | 67 | 78 | 78 |
| DE55E3S | Prime | 93 | 58 | 59 | 64 | 65 | 75 | 76 | – | – | – | – | – | – |
| | Standby | 93 | 58 | 59 | 64 | 65 | 75 | 76 | – | – | – | – | – | – |
| DE90E2S | Prime | 97 | 62 | 63 | 68 | 69 | 80 | 81 | 65 | 65 | 71 | 71 | 84 | 84 |
| | Standby | 97 | 63 | 64 | 69 | 70 | 80 | 81 | 65 | 66 | 71 | 72 | 84 | 84 |
| DE90E3S | Prime | 97 | 61 | 62 | 67 | 68 | 79 | 79 | – | – | – | – | – | – |
| | Standby | 97 | 62 | 62 | 68 | 68 | 79 | 79 | – | – | – | – | – | – |

Levels in accordance with European Noise Directive (2000/14/EC).

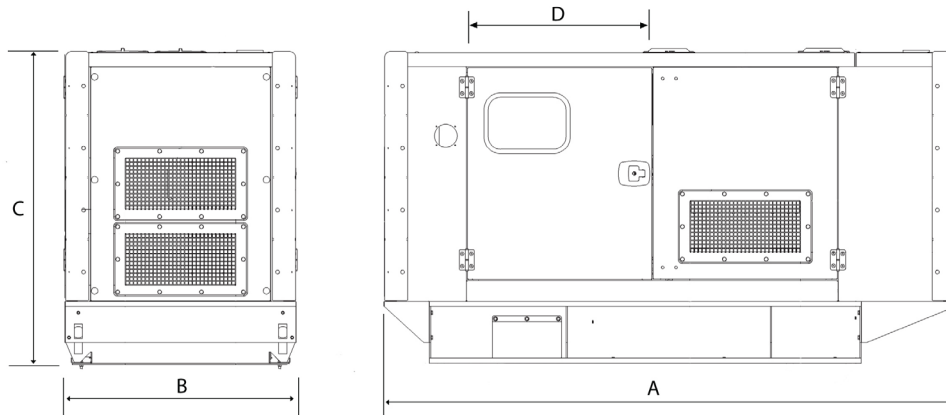


Weights and Dimensions

| Generator Set Model Three-phase | A: mm (in) | B: mm (in) | C: mm (in) | D*: mm (in) | Fuel Capacity: l (US gal) | Weight: kg (lb) |
|------------------------------------|---------------|---------------|---------------|----------------|------------------------------|--------------------|
| DE33E0 | 2120 (83.5) | 980 (38.6) | 1519 (59.8) | 716 (28.2) | 161 (43.0) | 1002 (2209) |
| DE33E3 | 2120 (83.5) | 980 (38.6) | 1519 (59.8) | 716 (28.2) | 161 (43.0) | 1002 (2209) |
| DE50E2 | 2300 (90.6) | 1132 (44.6) | 1519 (59.8) | 761 (30.0) | 219 (58.0) | 1237 (2727) |
| DE50E0 | 2300 (90.6) | 1132 (44.6) | 1519 (59.8) | 761 (30.0) | 219 (58.0) | 1237 (2727) |
| DE55E0 | 2300 (90.6) | 1132 (44.6) | 1519 (59.8) | 761 (30.0) | 219 (58.0) | 1229 (2709) |
| DE55E2 | 2300 (90.6) | 1130 (44.5) | 1525 (60.0) | 761 (30.0) | 219 (58.0) | 1277 (2815) |
| DE65E0 | 2300 (90.6) | 1132 (44.6) | 1519 (59.8) | 761 (30.0) | 219 (58.0) | 1249 (2754) |
| DE65E3 | 2300 (90.6) | 1130 (44.5) | 1519 (59.8) | 761 (30.0) | 219 (58.0) | 1319 (2908) |
| DE88E0 | 2300 (90.6) | 1130 (44.5) | 1519 (59.8) | 761 (30.0) | 219 (58.0) | 1416 (3122) |
| DE88E3 | 2770 (109.1) | 1130 (44.5) | 1530 (60.2) | 893 (35.2) | 250 (66.0) | 1554 (3426) |
| DE110E2 | 2770 (109.1) | 1130 (44.5) | 1530 (60.2) | 893 (35.2) | 250 (66.0) | 1615 (3560) |
| DE110E3 | 2770 (109.1) | 1130 (44.5) | 1530 (60.2) | 893 (35.2) | 250 (66.0) | 1744 (3845) |
| DE150E0 | 3520 (138.6) | 1130 (44.5) | 1809 (71.2) | 1143 (45.0) | 349 (92.2) | 1918 (4228) |
| DE165E0 | 3520 (138.6) | 1130 (44.5) | 1809 (71.2) | 1143 (45.0) | 349 (92.2) | 2016 (4445) |
| DE165E3 | 3520 (138.6) | 1130 (44.5) | 1809 (71.2) | 1143 (45.0) | 349 (92.2) | 2158 (4758) |
| DE175E3 | 3520 (138.6) | 1130 (44.5) | 1809 (71.2) | 1143 (45.0) | 349 (92.2) | 2158 (4758) |
| DE200E0 | 3520 (138.6) | 1330 (52.4) | 1809 (71.2) | 1078 (42.4) | 418 (110.0) | 2198 (4836) |
| DE200E3 | 3520 (138.6) | 1330 (52.4) | 1809 (71.2) | 1078 (42.4) | 418 (110.0) | 2248 (4956) |
| DE220E0 | 3520 (138.6) | 1330 (52.4) | 1809 (71.2) | 1078 (42.4) | 418 (110.0) | 2238 (4934) |

*Clearance required on both sides of set.

Weight with lube oil and coolant, no fuel.



Weights and Dimensions

| Generator Set Model Single-phase | A: mm (in) | B: mm (in) | C: mm (in) | D*: mm (in) | Fuel Capacity: l (US gal) | Weight: kg (lb) |
|-------------------------------------|---------------|---------------|---------------|----------------|------------------------------|--------------------|
| DE26E0S | 2120 (83.5) | 980 (38.58) | 1519 (59.8) | 716 (28.2) | 161 (43.0) | 991 (2185) |
| DE26E3S | 2120 (83.5) | 980 (38.58) | 1519 (59.8) | 716 (28.2) | 161 (43.0) | 991 (2185) |
| DE40E0S | 2300 (90.6) | 1132 (44.7) | 1519 (59.8) | 761 (30.0) | 219 (58.0) | 1247 (2749) |
| DE40E2S | 2300 (90.6) | 1132 (44.7) | 1519 (59.8) | 761 (30.0) | 219 (58.0) | 1199 (2643) |
| DE50E0S | 2300 (90.6) | 1132 (44.7) | 1519 (59.8) | 761 (30.0) | 219 (58.0) | 1315 (2899) |
| DE55E3S | 2300 (90.6) | 1130 (44.5) | 1519 (59.8) | 765 (30.1) | 219 (58.0) | 1355 (2987) |
| DE90E2S | 2770 (109.1) | 1130 (44.5) | 1530 (60.2) | 893 (35.2) | 250 (66.0) | 1613 (3556) |
| DE90E3S | 2770 (109.1) | 1130 (44.5) | 1530 (60.2) | 893 (35.2) | 250 (66.0) | 1653 (3644) |

*Clearance required on both sides of set.
Weight with lube oil and coolant, no fuel.

www.cat.com/electricpower

©2017 Caterpillar

All rights reserved.

Materials and specifications are subject to change without notice.
CAT, CATERPILLAR, their respective logos, "Caterpillar Yellow", the "Power Edge" trade dress as well as corporate and product identity used herein, are trademarks of Caterpillar and may not be used without permission.