

SAM 021739**NAKAMURA-TOME Type WT-150**

Group	CNC turning lathe
Manufacturer	NAKAMURA-TOME
Type	WT-150
Controller CNC	GE FANUC Series 16i-MB
Youtube video	https://youtu.be/hOGaYrXGgD8



Number of spindles	2
Number of revolvers	2
Swing over cross-slide	310 mm
Spindle hole	51 mm
Turning diameter	310 mm
Turning length	255 / 755 mm
Carriage 1:	
Longitudinal travel (X-axis)	207.5 mm
Transversal stroke (Z axis)	300 mm
Turret carriage:	
Number of positions turret 1	12
Number of positions turret 2	12
Driven tools turret 1	12
Driven tools turret 2	12
Spindle speeds	60 - 6000 t/min
Power of driven tools	3.2 / 2.7 kW
Spindle nose:	
Inner cone diameter	25 mm
Taper in spindle:	
Camlock	A2-5
C axis (spindle,resolution)	0.001 °
Back spindle:	
max. speed	6000 t/min
Internal spindle diameter	42 mm
Power of back spindle	7.5 / 5.5 kW
Y axis	2 x +/- 30 mm
Rapid traverse:	X=12 / Z=40 m/min
Time under power	84881 Heures
Operating time	22689 Heures
Working time	5534 Heures
Spindle motor	7.5 / 5.5 kW
Voltage 50 Hz 3x	400 Volt
Machine's weight about	8500 kg
Overall dimensions machine:	
Length	3850 mm
Width	2'330 mm
Height	2320 mm

Various accessories:



Lamp

www.mullermachines.ch


- High pressure colant device
- Parts catcher
- Chip conveyor
- Foot pedal
- Set of steel holders
- Set of toolholders



www.mullermachines.ch



www.mullermachines.ch



www.mullermachines.ch

