



Your Configured RICOH Pro C9110 Entrance Unit



*Note: The image is a photo realistic illustration of your selected configuration.

DIMENSIONS

WIDTH	DEPTH	HEIGHT
398.60in	35.40in	44.30in
(10,124mm)	(899mm)	(1,125mm)



Actual dimensions may vary. These are approximate only.

Your Chosen Options

- Pro C9110 Entrance Unit
- Pro C9110 Exit Unit
- Vacuum Feed LCIT RT5100
- Vacuum Feed Oversize Sheet Tray Type S3
- High Capacity Stacker SK5030
- 3,000-Sheet Finisher SR5050
- Plockmatic PBM350
- Plockmatic Rail Unit
- Plockmatic PBM Trim Module
- Plockmatic PBM Book Fold Module
- Plockmatic PBM Cover Feeder
- Plockmatic PBM Rotate Crease Trim Module
- Fiery Color Controller E-43
- EFI Impose Type FS150
- EFI Color Profiler Suite V4.X includes ES-2000
- 30 Amp Power Filter
- TCRU A Type C9100
- TCRU B Type C9100
- TCRU C Type C9100





Main Unit

Item/Description	Item #	Thumbnail
<p>Pro C9110 Entrance Unit</p> <ul style="list-style-type: none"> • Output Speed (Letter): 130-ppm • Standard paper capacity of 4,400-sheets (1st Tray: 2,200 sheets, 2nd Tray: 2,200 sheets) • Maximum Monthly Impressions Up to 1,000K • Power Requirements: 208-240V, less than 60A (30A x 2), 50/60Hz • Maximum Power Consumption: 9,000W • This system will need the following space for service rep: Front Side (1000 mm) and Back Side (800 mm) • W x D x H (inches): 49.2 x 30.1 x 39.4 • W x D x H (mm): 1249.68 x 764.54 x 1000.76 <p>Note: See Product Notes above.</p>	404726	
<p>Pro C9110 Exit Unit</p> <ul style="list-style-type: none"> • Complementary product to the Pro C9110 Entrance Unit. • W x D x H (inches): 49.2 x 30.1 x 39.4 • W x D x H (mm): 1249.68 x 764.54 x 1000.76 <p>Note: See Product Notes above.</p>	404727	


Additional Paper Sources & Options





Input




Item/Description	Item #	Thumbnail
<p>Vacuum Feed LCIT RT5100</p> <p>4,400 sheet Vacuum Feed LCIT that can handle paper sizes up to 13" x 19.2" and paper weights up to 130 lb. (360 gsm).</p> <p>Users can configure up to 3 Vacuum Feed LCITs to the system. Note: Bridge Unit BU5010 must be added between each LCIT. Colored and clear media only supported on Vacuum Feed LCIT.</p> <p>W x D x H (inches): 40.3 x 28.7 x 39.4</p> <p>W x D x H (mm): 1023.62 x 728.98 x 1000.76</p>	404650	
<p>Vacuum Feed Oversize Sheet Tray Type S3</p> <ul style="list-style-type: none"> - This item is for use with the Vacuum Feed LCIT RT5100 to enable the system to run Coated and Uncoated media up to 13" x 27.5". Supports media up to 300 gsm. - Provides 1,110-sheet paper capacity for oversized prints. <p>W x D x H (inches): 50.8 x 28.7 x 39.4</p> <p>W x D x H (mm): 1290.32 x 728.98 x 1000.76</p> <p>Note:</p> <ol style="list-style-type: none"> 1. Only one type of oversize option per configuration. 2. This option can only be installed if Vacuum Feed LCIT RT5100 was selected. 3. This option cannot be installed with the Multi Bypass Tray BY5010, Multi Bypass Oversize Sheet Tray Type S3 or Multi Bypass Attachment Kit for Vacuum Feed LCIT Type S3. 	404653	

Paper Handling & Finishing Options


Input

Item/Description	Item #	Thumbnail
<p>High Capacity Stacker SK5030</p> <p>For stacking up to 5,000 sheets of paper. Up to two stackers can be configured per engine.</p> <p>Note: The configuration can end in a stacker.</p> <p>W x D x H (inches): 45.4 x 28.7 x 39.4</p> <p>W x D x H (mm): 1153.16 x 728.98 x 1000.76</p> <p>Note:</p> <p>This item cannot be installed with Perfect Binder GB5010 or any related options.</p>	404656	

<p>3,000-Sheet Finisher SR5050</p> <p>The 3,000-Sheet Finisher offers multi-position staple finishing of up to 100 sheets for 8.5" x 11"/A4 sized media or 50 sheets for 11" x 17"/A3 sized media. The unit also offers stacking of up to 3,000 sheets (shift tray) and 250-sheets (proof tray) with 4 staple options (top, bottom, 2 staples, top-slant) and two and three hole punch options.</p> <p>W x D x H (inches): 39.2 x 28.7 x 44.3</p> <p>W x D x H (mm): 995.68 x 728.98 x 1125.22</p> <p>Note: This option cannot be installed with Booklet Finisher SR5060, Trimmer Unit, Staple Set Type U for SR5060 or Staple Refill Type T for SR5060.</p>	404548	
<p>Plockmatic PBM350</p> <p>The PBM350 can staple and fold up to 35 sheets which creates booklets of up to 140 pages.</p> <p>Simple fold only.</p> <p>W x D x H (inches): 55.9 x 35.4 x 27.6</p> <p>W x D x H (mm): 1419.86 x 899.16 x 701.04</p> <p>Note: 1. This item must be configured with the Finisher SR5050 or High Capacity Stacker SK5030. 2. This item cannot be installed with Booklet Finisher SR5060 or TR5040 Trimmer. 3. By choosing this option, Plockmatic Rail Unit will be added to your configuration.</p>	404717	
<p>Plockmatic Rail Unit</p> <p>Helps dock/undock the Plockmatic PBM350 or Plockmatic PBM500 from the SR5050 Finisher.</p> <p>Must be included in Plockmatic PBM350 and PBM500 configurations.</p> <p>Note: Must be installed with Plockmatic PBM350 or Plockmatic PBM500.</p>	404723	
<p>Plockmatic PBM Trim Module</p> <p>Plockmatic PBM Trim Module for face trim of booklets only.</p> <p>W x D x H (inches): 14.2 x 24.4 x 35.4</p> <p>W x D x H (mm): 360.68 x 619.76 x 899.16</p> <p>Note: This option can only be installed if either Plockmatic PBM350 or Plockmatic PBM500 were selected.</p>	404718	

<p>Plockmatic PBM Book Fold Module</p> <p>The Book Fold module adds the finishing touch with a square folded edge and printable spine. Gives booklets the professional look of a perfect bound book.</p> <p>W × D × H (inches): 14.2 × 24.4 × 35.4</p> <p>W × D × H (mm): 360.68 × 619.76 × 899.16</p> <p>Note: This option can only be installed if either Plockmatic PBM350 or Plockmatic PBM500 were selected.</p>	<p>404719</p>	
<p>Plockmatic PBM Cover Feeder</p> <p>The cover feeder provides another pick point for pre-printed covers up to 300 gsm. Allows easy blending of color covers with monochrome content.</p> <p>W × D × H (inches): 12.2 × 20.9 × 7.5</p> <p>W × D × H (mm): 309.88 × 530.86 × 190.5</p> <p>Note: This option can only be installed if either Plockmatic PBM350 or Plockmatic PBM500 were selected.</p>	<p>404720</p>	
<p>Plockmatic PBM Rotate Crease Trim Module</p> <p>The Plockmatic RCT Rotate Crease Trim unit provides professional looking, full bleed trimmed and creased booklets on the PBM350 or PBM500.</p> <p>The Plockmatic PBM Rotate Crease Trim Module does not support Offline work.</p> <p>Note: The Plockmatic PBM Trim Module is needed to complete full bleed trim.</p> <p>W × D × H (inches): 28 × 30 × 44</p> <p>W × D × H (mm): 711.2 × 762 × 1117.6</p> <p>Note: This option can only be installed if either Plockmatic PBM350 or Plockmatic PBM500 were selected.</p>	<p>404721</p>	

Controller Options

Item/Description	Item #	Thumbnail
<p>Fiery Color Controller E-43</p> <p>Fiery E-43 FS150 Pro 80 controller for Pro C9100 Series.</p> <ul style="list-style-type: none"> - Minimizes repetitive tasks and touch points with workflow automation tools. - Delivers consistent output quality and precise color matches with Fiery ColorWise® technology and Fiery Spot-On™. - Makes elements pop out with the optional specialty color in White or Clear Toner. - Prints intricate text details and ultra-thin lines with the standard Dynamic HD Text and Graphics feature. <p>Easily perform elaborate document preparation with optional advanced make-ready tools and much more.</p> <p>Note: This item cannot be installed with the Color Controller E-83, EFI Server HDD Security Type E-83A or FACI Furniture Bundle Type E-83A.</p>	404662	
<p>EFI Impose Type FS150</p> <p>Fiery option that helps to automate and streamline labor-intensive prepress tasks. Software for Fiery E-43A and E-83A.</p> <p>Note: This option can only be installed if either Color Controller E-43 or Color Controller E-83 was selected.</p>	404750	<p style="text-align: center;">NO IMAGE AVAILABLE</p>
<p>EFI Color Profiler Suite V4.X includes ES-2000</p> <p>Contains Color Profiler V4 software and ES-2000 spectrophotometer: includes 1 year of phone support.</p>	007091MIU	<p style="text-align: center;">NO IMAGE AVAILABLE</p>

Maintenance & Other Accessories

Item/Description	Item #	Thumbnail
<p>30 Amp Power Filter × 2</p> <p>Power Amp for main unit.</p>	007140MIU	<p style="text-align: center;">NO IMAGE AVAILABLE</p>

<p>TCRU A Type C9100</p> <p>TCRU A contains customer replaceable parts for IQ and reliability and is mandatory for all mainframes.</p> <p>Includes: Drum Cleaning Unit, Charger Roller Unit, Belt Cleaning Unit, Pre-Transfer Belt Unit, Paper Feed Rollers, Fusing Cleaning Unit and Smoothing Rollers.</p>	404662_TCRU	NO IMAGE AVAILABLE
<p>TCRU B Type C9100</p> <p>TCRU B contains two Fuser Cleaning units and is mandatory for all mainframes.</p> <p>Includes: Two Fuser Cleaning Units.</p>	404664_TCRU	NO IMAGE AVAILABLE
<p>TCRU C Type C9100</p> <p>TCRU C contains an entire fusing unit and is mandatory for all mainframes.</p> <p>Includes: Fuser Unit.</p>	404840	NO IMAGE AVAILABLE

Ricoh is committed to creating value for our customers through the production of top quality products, services and solutions that directly meet the needs of today's communication intensive business environments. As a result, we offer a range of Multifunction products with advanced scanning and printing software options that help boost productivity and improve workflow by enhancing the user experience. Visit Ricoh-USA.com for more information.

We offer a variety of services and solutions to meet diverse and challenging business needs. To find out more information, visit solutions.ricoh-usa.com

The content on this site, and the appearance, features and specifications of Ricoh products and services are subject to change from time to time without notice. Products are shown with optional features. While care has been taken to ensure the accuracy of this information, Ricoh makes no representation or warranties about the accuracy, completeness or adequacy of the information contained herein, and shall not be liable for any errors or omissions in these materials. Actual results will vary depending upon use of the products and services, and the conditions and factors affecting performance. The only warranties for Ricoh products and services are as set forth in the express warranty statements accompanying them.

Ricoh USA, Inc., 70 Valley Stream Parkway, Malvern, PA 19355, 1-800-63-RICOH. Ricoh® and the Ricoh Logo are registered trademarks of Ricoh Company, Ltd. All other trademarks are the property of their respective owners. ©2016 Ricoh USA, Inc. All rights reserved.

RICOH
imagine. change.