





*profifeed
technologies*

T600
***Fully Automatic
Timber Saw***

 Majke Jugovica 25A Krusevac 37000 SERBIA
 +381 3720 2722
 info@profistop.com
 www.profifeedtech.com



ProfiFeed Technologies, founded in 2015, is a Euro-Australian industrial technology business with focus on **software-imagined circular saw automation**.

With products in 100+ countries around the World, we design and make both simple and high-performance cutting automation **solutions to supercharge your production**, whether you are a one-person business or a large manufacturing enterprise.



ProfiFeed Technologies EUROPE

Majke Jugovica 25A
Krusevac 37000
SERBIA

W | profifeedtech.com
T | +381 3720 2722
E | info@profistop.com

CE CE machine design with high safety

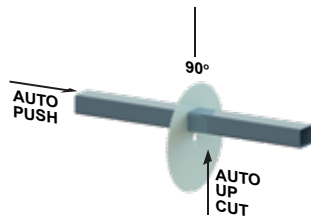
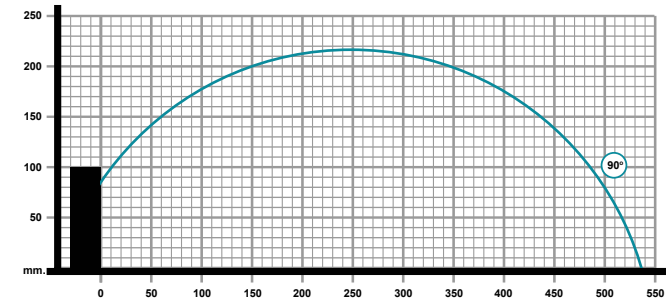
EUR1 free trade certificate on all products

Made in Serbia - Worldwide Distribution

Simple Fully Automated Cutting

Fully automatic cutting of large timber with simple-to-use automation. Put down any wood, the machine will automatically detect it and cut it into jobs tasked with high-accuracy servo motor material positioning. Excel job lists WIFI input for streamlined input of large cutting lists.

Optional fully automatic inline optimiser. Automatic measuring of timber lengths using a laser sensor and on-the-fly job list optimisation against the length measured for minimised wastage in offcuts. Automatic printing of job / part number labels for each part produced (optional).



- Fully-automatic cutting operation with bar feeding and cutting to length.
- Simple user interface for automatic operation, enter job and cut in seconds.
- Simplified part, batch, or large excel lists job cutting.
- Bundled / multi-bar cutting and counting.
- Remote WIFI excel job lists input with extensive data mapping capabilities.
- Fully adjustable saw cutting and timber feeding rates for maximum process productivity.
- Automatic optimiser mode with timber laser length measure and optimisation for minimum waste (optional).
- Automatic labels printing for parts using data from the job list (manual label application, optional).
- Inline direct-to-material printing with no operator action required (optional).
- Bar codes or QR codes printing or scanning for jobs input (optional).






High-Speed Operation

High-speed cutting design with high-powered motor and PLC-controlled cutting motion. Hyper-fast cutting capable, with up to 0.5 sec for a complete up-down saw motion. Production process optimised for productivity with parallel operations and reduced process dwell times.

Safety-Focussed Design

Machine design as per CE safety standard. Full saw guarding, including 1.8 m tunnels, with automated lifting of the guard up / down with a press of a button. Safety switch detecting the guard in the up position and disabling all machine operation.

Category 1 control / monitoring of the machine safety systems with a safety relay, suitable for light curtain integration. Mushroom and rope-pull emergency stops with a reset button press to re-enable the machine after e-stop.

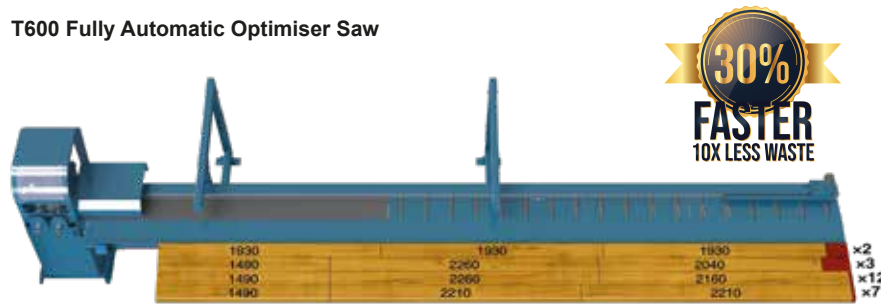
				
415V 3-phase, 32A max	11 kW	2000 RPM	600 / 25.4 mm	63 m/s



Inline Optimiser Saw


Your fully automatic saw can optionally come as an inline optimiser saw. For every piece of timber you place down to cut, no matter what length, a laser sensor will measure its length. Our powerful optimisation algorithm then takes your cut list and calculates the best order of parts to cut from this timber so that wastage is minimised. All of this happens on-the-fly, during the machine operation process, and without needing any input from you.

T600 Fully Automatic Optimiser Saw



- |||| Total Parts: 72
- Timber required: 144 m
- Timber waste: 2.1%
- 🕒 Cutting time: 26 mins

T600 Fully Automatic Saw with FIFO Jobbing



- |||| Total Parts: 72
- Timber required: 180 m
- Timber waste: 21.7%
- 🕒 Cutting time: 35 mins

Save \$\$

You spend a lot on timber and chances are it is the biggest expense in your production. An optimiser run production will result in significant material cost savings in comparison to typical first-in cutting.

Powerful algorithm

Our inline optimiser with a cut list containing a mix of long and short parts will produce 99%+ yield most of the runs, even with cut lists containing not many individual parts.

Zero hassle optimisation

No need to run any optimiser from the office, print dozens of pages, or pay attention to putting the profiles in the "right" order. Just send the Excel cut list to the machine, and put in your material to cut, of any length, in any order.

Use up offcuts easily

No more measuring and recording your offcuts for the office. Just return them into stock, and put them through the machine at the start of the next job.

Get something for nothing

Your timber typically comes with extra 20-60 mm on each length you buy. With inline optimiser, this will automatically be used up to produce your parts, and without you needing to do any extra work.

Optimise ad-hoc cut lists

Our system allows you to optimise both complex Excel-prepared cut lists, as well as ad-hoc cut lists you just think up, easily and quickly.

High-Productivity Material Flow

Ergonomic tables and material loading frames allow preparation of the next timber for cutting while the machine is operating. This enables reduction of the machine wait time between cycles increasing your overall production rate. Additionally the timber storage / loading area incorporated into the machine space reduces your space needs and increases your factory space utilisation efficiency. The loading frames are forklift loadable from the front or back.



Signs You Need ProfiStop Automation

- Are you so busy you have to decline work?
- Do you have two, three or five saws in your production?
- Do you find parts don't fit right on-site?
- Is your best worker occupied with cutting?
- Do you have large, complex projects with strict delivery times?
- Are you constantly working in your production but projects still come together slow?
- Do you feel your production work is like doing chores?
- Do you have a junior employee tasked with cutting out parts from offcuts?
- Do you have many productivity ideas but no time to progress them?
- Are you burned out trying to juggle many things?
- Are you constantly busy, but struggling to progress profits?



Why ProfiStop Automation?



Exceptional ROI

Most users find that their automated ProfiStop® machines pay for themselves in under a year.



High accuracy and productivity

Our machines are high-productivity automation solutions for cutting, producing the parts you need consistently, and every time.



IT focussed production

In 2023 manufacturing is about data. Our machines are designed around IT and process solutions to supercharge your productivity far beyond mechanical automation.



Industry leading support

Our technical support is regularly rated the best in the business by our Customers. We are available to assist you no matter where in the World you are 24/7.



Unmatched expertise

We can assist you with any problem effectively and in minutes. Our IT and machine expertise is high because Engineers you speak to are the same people that design and build your machines.



Get more done, with less

ProfiStop automation is the key step in transformation of your production foundations from labour reliant, to productivity based.



Big picture focus

We make the World where your people produce like machines, without working like machines.

“

“Installing a Profistop system has given our company the flexibility to offer our customers a precision cut product in a range of sizes and grades. Since installing our saw early this year we have cut approx 500,000lm of precision cut timber.”

Will Truscott
Operations Manager
True Blue Timber NSW
AUSTRALIA



T600 Fully Automatic Timber Saw | Technical Specifications

Linear Unit	ProfiStop Omicron				
Linear Unit Length	4	6	8	10	12
Max Material Length (m)	3.23	5.23	7.23	9.23	11.23
Recommended Processing Material Weight (kg)	60 - 120 ²				
Typical Processing Rate (linear m per day)	1440 - 5760 ³				
Footprint (3m out-feed table) (m)	7.79×1.6	9.79×1.6	11.79×1.6	13.79×1.6	15.79×1.6
Table Width (mm)	520	520	520	520	520
Roller Width	500 mm				
Head Max Speed	1.3 m/s				
Head Acceleration	1.8 m/s ²				
Head Deceleration	1.5 m/s ²				
Job Memory	10,000+				
Drive	rack-and-pinion				
Power input	415VAC 3-phase 32A max				
Positioning Accuracy	±0.25 mm				
Certifications	CE FCC				
Country of Manufacture	AUSTRALIA and SERBIA				

1. Material processing weight is dependent on the table configuration. Maximum processing material weight possible 80kg+ with reduced speed and positioning accuracy performance.
2. Maximum processing material weight possible 450kg+ with reduced speed performance. Max processing weight is dependent on configuration of table and drive gearing.
3. Processing rate expressed is for the speed of machine operation only. It does not include time required to unload completed parts and input new material in the machine for processing which always require additional time. The achieved processing rate will be dependent on how quickly the machine is serviced with material.