



 *profistop*
lazer

 47 Healey Road Dandenong South VIC 3175 AUSTRALIA
 1300 776 700
 info@profistop.com
 www.profistop.com



ProfiStop Lazer is a simple, no frills saw measurement solution for light-duty industrial applications. High speed, high accuracy cutting production cut, after cut, after cut.

Simple to use | Designed to require minimal user inputs for high cutting productivity.

High-accuracy | Advanced positioning control system with a lifetime accuracy guarantee.

High value-adding | An inexpensive value-packed system ready to transform your cutting.


- Fast and high-accuracy automatic servo motor cut measuring
- Simple to use and setup, compatible with most saws / drills
- Light duty 10-20 kg recommended material weight
- Ideal for aluminium, softwood or light steel
- Automated and streamlined jobs management
- Label printing and bar-code / QR code jobs input (optional)
- Jobbing integration to your ERP system (optional)

Ideal For

- Blinds and shades manufacture
- Windows and doors manufacture
- Light steel manufacture
- Kitchens and wardrobes
- Security doors and windows

Can be used with all your existing saws including:

- Mitre drop saws
- Industrial drop saws
- Guarded up-cut saws
- Radial arm saws
- Drills and presses



Your ProfiStop Lazer can come with one of our two user / data interface options:

Basic Software

Simple, num-pad style interface with enter-the-length and go-to-position functions. It is just a no-frills, simple-to-use machine which you can intuitively start to use in seconds. Suitable for use with your existing printed cut lists, where you get the benefit of automating the saw measuring but continue to manage all your production data the same way you do now.




Optimiser Software

An advanced user and data interface designed for importing your cut lists remotely (over WIFI) and the machine optimising your cut lists for cutting so that the waste material of your production is minimal. Optimisation step being done at the machine is a key process improvement as it eliminates the need to make complicated layouts which your operator must follow in exact order. You can very easily optimise and cut any material you have lying around including your offcuts without needing to have any management system for them. For businesses who want to streamline their production using IT and advanced data functions.

ProfiStop Optimiser Jobbing

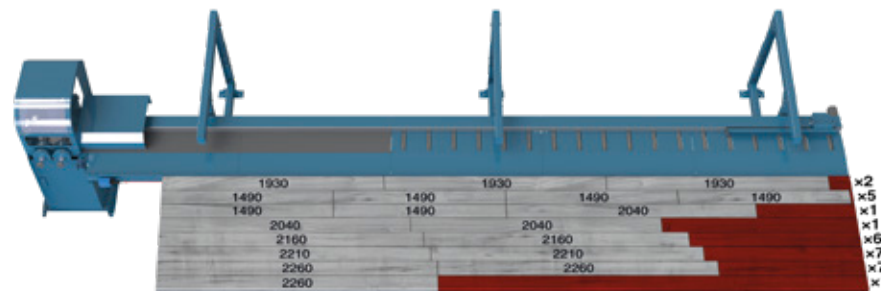
For every piece of material you place down to cut, no matter what length, a laser sensor can measure its length. Our powerful optimisation algorithm then takes your cut list and calculates the best order of parts to cut from this material so that wastage is minimised.

Optimiser Jobbing



- |||| Total Parts: 72
- Material required: 144 m
- Material waste: 2.1%
- 🕒 Cutting time: 22 mins

FIFO Jobbing



- |||| Total Parts: 72
- Material required: 180 m
- Material waste: 21.7%
- 🕒 Cutting time: 43 mins

Save \$\$

You spend a lot on material and chances are it is the biggest expense in your production. An optimiser run production will result in significant material cost savings in comparison to typical first-in cutting.

Powerful algorithm

Our inline optimiser with a cut list containing a mix of long and short parts will produce 99%+ yield most of the runs, even with cut lists containing not many individual parts.

Zero hassle optimisation

No need to run any optimiser from the office, print dozens of pages, or pay attention to putting the profiles in the "right" order. Just send the Excel cut list to the machine, and put in your material to cut, of any length, in any order.

Use up offcuts easily

No more measuring and recording your offcuts for the office. Just return them into stock, and put them through the machine at the start of the next job.

Get something for nothing

Your material typically comes with extra 20-60 mm on each length you buy. With inline optimiser, this will automatically be used up to produce your parts, and without you needing to do any extra work.

Optimise ad-hoc cut lists

Our system allows you to optimise both complex Excel-prepared cut lists, as well as ad-hoc cut lists you just think up, easily and quickly.

Signs You Need ProfiStop Automation

Are you so busy you have to decline work?

Do you have two, three or five saws in your production?

Do you find parts don't fit right on-site?

Is your best worker occupied with cutting?

Do you have large, complex projects with strict delivery times?

Are you constantly working in your production but projects still come together slow?


Do you feel your production work is like doing chores?

Do you have a junior employee tasked with cutting out parts from offcuts?

Do you have many productivity ideas but no time to progress them?

Are you burned out trying to juggle many things?

Are you constantly busy, but struggling to progress profits?



Why ProfiStop Automation?



Exceptional ROI

Most users find that their automated ProfiStop® machines pay for themselves in under a year.



High accuracy and productivity

Our machines are high-productivity automation solutions for cutting, producing the parts you need consistently, and every time.



IT focussed production

In 2023 manufacturing is about data. Our machines are designed around IT and process solutions to supercharge your productivity far beyond mechanical automation.



Industry leading support

Our technical support is regularly rated the best in the business by our Customers. We are available to assist you no matter where in the World you are 24/7.



Unmatched expertise

We can assist you with any problem effectively and in minutes. Our IT and machine expertise is high because Engineers you speak to are the same people that design and build your machines.



Get more done, with less

ProfiStop automation is the key step in transformation of your production foundations from labour reliant, to productivity based.



Big picture focus

We make the World where your people produce like machines, without working like machines.



Just a quick word on how much we enjoy using our PROFISTOP. The time saved is enormous and the square end is so accurate we can use it with packs of loose slat. Thoroughly recommend it to any business with a bench saw.

Keith Webber
Director
QLD Roller Shutters QLD VIC
AUSTRALIA



What are the Differences?

| Hardware | ProfiStop Lazer | ProfiStop Alpha | ProfiStop Omicron |
|--|-----------------|-----------------|-------------------|
| Duty Load | Light | Medium | Heavy |
| Recommended Material Weight | 10 - 20 kg | 20 - 40 kg | 120 - 400 kg |
| Positioning Repeatability | ±0.25 mm | ±0.1 mm | ±0.25 mm |
| Software | Basic | Optimiser | |
| Jog Left / Right | Yes | Yes | Yes |
| Cuts Counting | Yes - Manual | Yes - Automatic | |
| Auto Adhesive Labels Printing | Yes - Optional | Yes - Optional | |
| Barcode Scan Jobs Input | Yes - OptiCut1D | Yes - OptiCut1D | |
| Pin Protected Setup | Yes | Yes | Yes |
| Minimum Length Setup | Yes | Yes | Yes |
| Machine Status Display | Yes | Yes | Yes |
| Current Position Display | Yes | Yes | Yes |
| Current Time Display | Yes | Yes | Yes |
| Increment Feeding Left / Right (On Operator Press) | No | Yes | Yes |
| Feeding Blade Kerf Compensation | No | Yes | Yes |
| Multi-Machine Rapid Configuration Change | No | Yes | Yes |
| Excel Job Lists Input | No | Yes | Yes |
| Line or Bill-of-Material (BOM) Job Lists | No | Yes | Yes |
| Drag-and-Drop or E-mail Job Lists | No | Yes | Yes |
| On-Screen Edit, Delete, New Job Create | No | Yes | Yes |
| Job Lists Optimisation | No | Yes | Yes |
| Bundled Parts Counting and Quantity Optimisation | No | Yes | Yes |
| Material Auto-Feeding (On Manual Press) | No | Yes | Yes |
| Part Finished / Next Part Alert | No | Yes | Yes |
| Blade Change Alert | No | Yes | Yes |
| Safety Switch Motion Disable | No | Yes | Yes |



ProfiStop Lazer | Technical Specifications

| Length (m) | 1.5 | 3 | 4.5 | 6 |
|-----------------------------------|---|---------------|---------------|---------------|
| Stroke (mm) | 1174 | 2674 | 4174 | 5674 |
| Dimensions (mm) | 1500x1186x588 | 3000x1186x588 | 4500x1186x588 | 6000x1186x588 |
| Table Height (mm) | 760-1050 | 760-1050 | 760-1050 | 760-1050 |
| Weight (kg, incl. table) | 62 | 97 | 141 | 170 |
| Table Width (mm) | 300 | 300 | 300 | 300 |
| Roller Width (mm) | 210 | 210 | 210 | 210 |
| Speed (mm/s) | 348 | 348 | 348 | 348 |
| Acceleration (mm/s ²) | 232 | 232 | 232 | 232 |
| Deceleration (mm/s ²) | 154 | 154 | 154 | 154 |
| Recommended Material Weight (kg) | 10-20 | 10-20 | 10-20 | 10-20 |
| Attachment Mount | Flip-type | | | |
| Drive | Belt, 20 mm, steel reinforced | | | |
| Power input | 110 - 240VAC, 6.5A max | | | |
| Positioning Repeatability | ±0.25 mm active closed-loop positioning control | | | |
| Certifications | CE FCC | | | |
| Country of Manufacture | AUSTRALIA and SERBIA | | | |