

UNPACK THE INNOVATIVE TECHNOLOGIES

**LOTIS**

 **EDDA**<sup>®</sup>  
PACKAGING MACHINES

[www.eddapack.com](http://www.eddapack.com)



Revolutionize Your Flatpack Furniture Line: 100% Automated Packaging with EDDA Lotis Manual packaging is often the biggest bottleneck in furniture production—but it doesn't have to be.

Introducing the EDDA Lotis, a game-changing solution specifically engineered for the flatpack (RTA) furniture industry. We've designed this system to handle the heavy lifting so you can scale your operations without increasing your headcount.

Why industry leaders are switching to EDDA Lotis:

Zero Operator Required: Transition to a fully autonomous packaging workflow.

High-Speed Output: Process up to 4 boxes per minute (240 boxes/hour) with pinpoint accuracy.

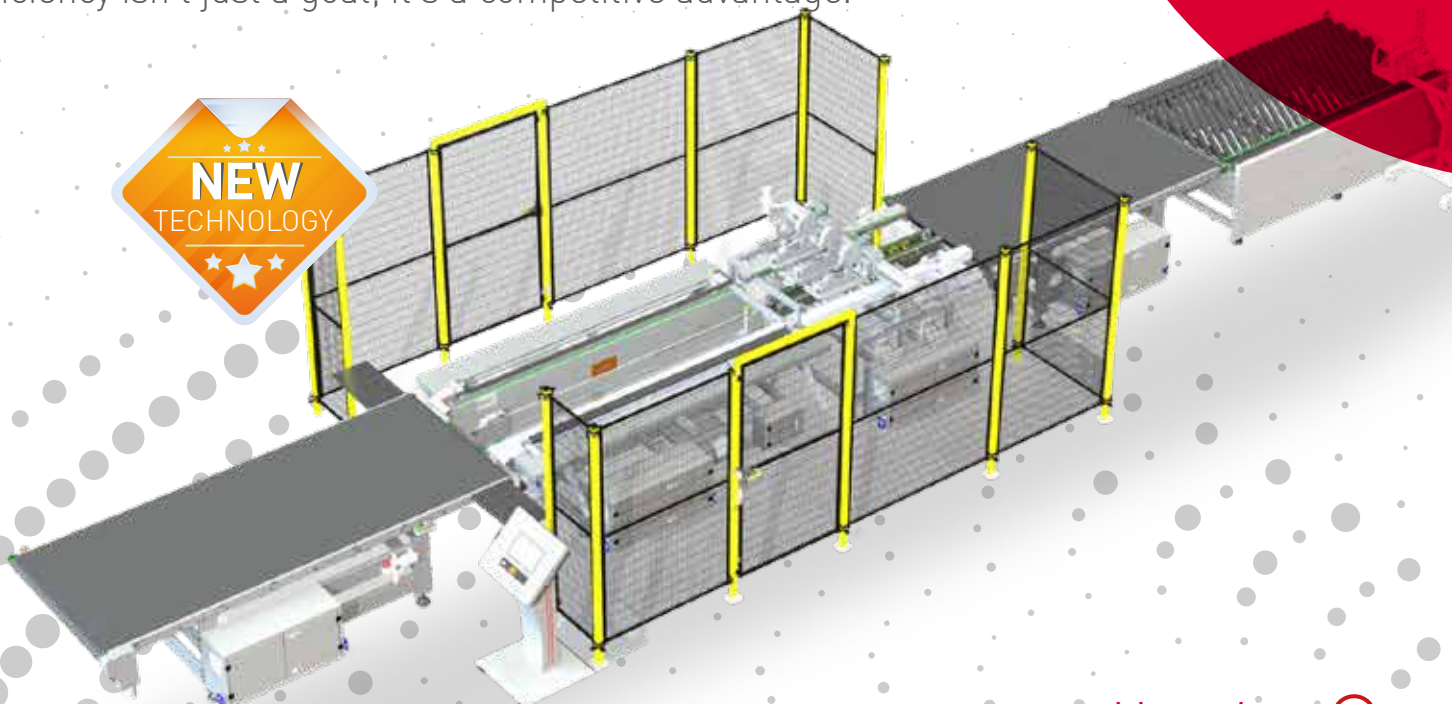
Flatpack Precision: Perfect for furniture panels, ensuring secure and professional sealing every time.

Zero Manual Setup: The system automatically measures and positions itself for varying box sizes on the fly.

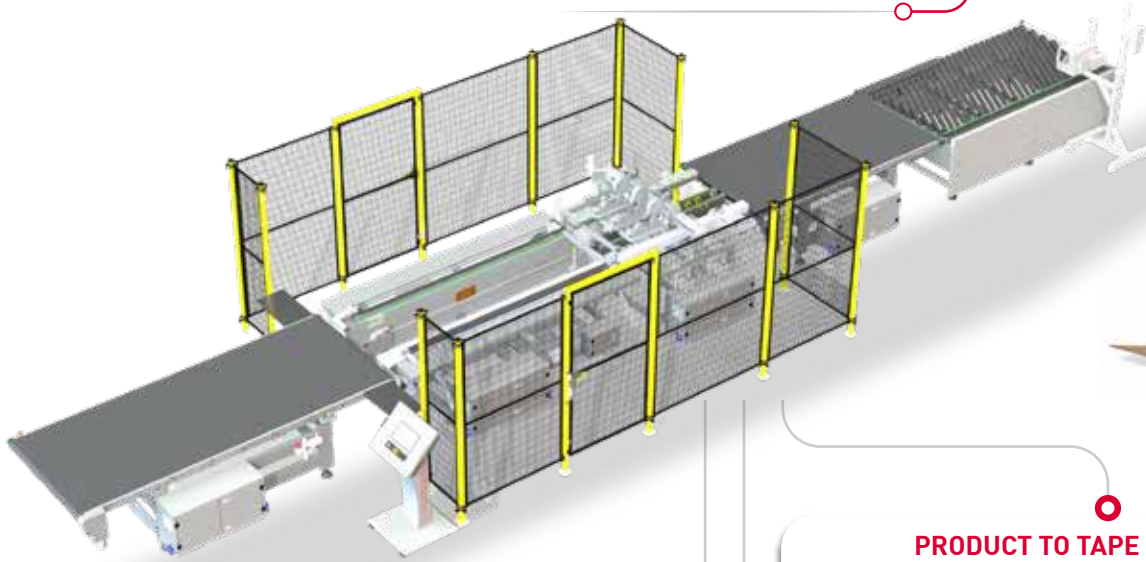
Smart Taping: Features triple-head taping for wider furniture boxes and optional auto-labeling.

Stop slowing down your production line at the final stage. The EDDA Lotis ensures your products are "ready-to-ship" faster, safer, and more efficiently.

Efficiency isn't just a goal; it's a competitive advantage.



## TECHNICAL FEATURES



FEFCO-401 BOX STYLE

### ADHESIVE TAPE FEATURES

Tape Width	mm/inch	45-65	1 <sup>49</sup> / <sub>64</sub> " x 2 <sup>35</sup> / <sub>64</sub> "
Max. Tape Roll Diameter	mm/inch	Ø250	9 <sup>53</sup> / <sub>64</sub> "
Tape Roll Core Diameter	mm/inch	Ø76	2 <sup>63</sup> / <sub>64</sub> "

### PRODUCT TO TAPE DIMENSIONS

#### BOX CLOSING CAPACITY

Min / Max. Box Width	mm/inch	200 - 1200	7 <sup>59</sup> / <sub>64</sub> " x 47 <sup>15</sup> / <sub>64</sub> "
Min / Max. Box Height	mm/inch	18 - 200	0 <sup>45</sup> / <sub>64</sub> " x 7 <sup>55</sup> / <sub>64</sub> "
Min / Max. Box Height	mm/inch	200 - 2500	7 <sup>55</sup> / <sub>64</sub> " x 98 <sup>27</sup> / <sub>64</sub> "

### CONVEYOR FEATURES

Working Height	mm/inch	850	33 <sup>29</sup> / <sub>64</sub> "
Max. Conveyor Speed	meter/min	60	
Max. Load Capacity	kgs/meter	100	

### MACHINE GENERAL FEATURES

Motor Power	kW	10,5
Required Compressed Air	bar	6
Average Cycle Time	seconds	24
*Electric Supply	Volt - Hz	380 Volt - 50/60 Hz -3P+1N+1G
Total Weight	kg	3500

\*208 Volt, 415 Volt, 480 Volt 50/60 Hz (optional)

Keep your products in safe!

Flexible and universal packaging solutions for many industries. From small productions to huge manufacturing areas. Our team will help you to search the optimal equipment for your production needs.



Furniture



Wood



Parquet



Door jamb



**WHICH**  
sector  
is yours

Advantage contents applicable to carton box machine.



**Productivity;**

Provides reduction in energy consumption and cost of packaging materials.



**Practicality;**

User-friendly touch panel has 5 different operating modes and recipes.



**Ergonomics;**

It provides easy adjustment of the machine parameters by touch panel screen.



**Protection;**

Optimal protection of products from external factors, reducing damages during transportation.



**Immutability;**

It provides an uniform shape of the packaging standard for all products.



**Flexibility;**

It allows to pack workpieces with different heights, lengths and thickness.



**Strength;**

It contains the long-lasting parts for serial usage and operation.

**WHAT**  
are the  
main  
advantages

All around the world

We have strong references and partners in many countries who provide all technical service, installation, training and spare part support. Our main principle is provide the immediate support.


We are servicing at

**5**  
**CONTINENTS**

**WHERE**

we  
are



 Büyükbalıklı Mah. 1. Gonca Sokak  
No: 9, 16110, Nilüfer / BURSA / TÜRKİYE

 +90 850 308 67 41

 info@eddapack.com

[www.eddapack.com](http://www.eddapack.com) 



0326